

The American Driving Society, Inc.

RULEBOOK

2023

this page is BLANK

do not print

back of tab

The 2023 American Driving Society Rulebook

Authorized by the Directors of The American Driving Society, Inc. (ADS)

2nd Edition	January 1, 1977
3rd Edition	February 1, 1978
4th Edition	January 1, 1979
5th Edition	January 1, 1981
Supplement	January 1, 1982
6th Edition	January 1, 1985
7th Edition	January 1, 1987
8th Edition	January 1, 1990
9th Edition	January 1, 1992
10th Edition	January 1, 1994
11th Edition	April 15, 1998
12th Edition	January 1, 2000
13th Edition	January 1, 2001
14th Edition	April 1, 2002
15th Edition	April 1, 2005
16th Edition	March 1, 2008
17th Edition	January 1, 2009
18th Edition	January 1, 2010
19th Edition	January 1, 2011
20th Edition	January 1, 2012
21st Edition	January 1, 2013
22nd Edition	January 1, 2014
23rd Edition	January 1, 2015
24th Edition	January 1, 2016
25th Edition	January 1, 2017
26th Edition	January 1, 2018
27th Edition	January 1, 2019
28th Edition	January 1, 2020
29th Edition	January 1, 2021
30th Edition	January 1, 2022
31st Edition	January 1, 2023

Effective January 1, 2023

Published by

The American Driving Society, Inc.

PO Box 278, Cross Plains, WI 53528

Telephone: 608-237-7382 Fax: 608-237-6468

E-mail: info@americandrivingsociety.org

www.americandrivingsociety.org

© 2023 The American Driving Society, Inc.

All rights reserved. Reproduction without permission is strictly prohibited.

The American Driving Society, Inc.

1974 Founding Officers and Governors

OFFICERS

President: Philip B. Hofmann, Annandale, NJ
Secretary: Robert G. Heath, Harrison, NY
Treasurer: John J.P. Weir, Califon, NJ
Vice-President: Charles W. Kellogg, Sharon, NJ
Vice-President: William M. Remley, Pittsford, NY
Vice-President: Victor D. Shone, Millbrook, NY

HONORARY GOVERNORS

Mrs. Dean Bedford
James Cagney
Mrs. J. Austin duPont
Hugh D. Holbrook
Clement R. Hoopes
Ward Melville
John M. Seabrook
Chauncey Stillman
Mrs. Barbara Brewster Taylor
Mrs. J. Macy Willets

BOARD OF GOVERNORS

Mrs. Clarkson Addis Jr.	Miss Marie Frost	Mrs. Joanne Ranucci
Dr. Mark W. Allam	H. Seymour Hall Jr.	Jon Riker
Mrs. James H. Blackwell	Mrs. Phoebe Hamilton	William M. Remley
Miss Audrey Bostwick	Robert G. Heath	Mrs. James K. Robinson Jr.
Mrs. Alberta McW. Bowen	Scott Hill Jr.	Tom Ryder
Sam Brod	Philip B. Hofmann	Miss Susan Saltonstall
Mrs. Anne A. Collins	Charles W. Kellogg	Victor Shone
Henry L. Collins III	Mrs. Richard Kimball	Dr. Otto H. Siegmund
Mrs. William C. Cox	Mrs. R.A. Larsen	Howard F. Streaker Jr.
Mrs. Harden L. Crawford III	Mrs. Jean McConnell	William Taggart
Harrison Cutler	Mrs. John McDonald	Col Donald W. Thackeray
William P. Davisson	Dr. E. D. Vere Nicoll	John J.P. Weir
Mrs. Edward C. Dukehart	James O'Rourke Jr.	George A. Weymouth
John H. Fairclough	J. D. Pemberton	Mrs. John S. Williams
J. Cecil Ferguson	William H. Radebaugh	

CERTIFICATE OF INCORPORATION

(Original certificate approved December 5, 1975)

Amended November 9, 2002

This document is available at the registered office of the American Driving Society.

THE AMERICAN DRIVING SOCIETY, INC. CORPORATION BYLAWS

The Bylaws of the Society are published on the website: www.americandrivingsociety.org

Contents

General Rules and Regulations for All Recognized Events

Chapter 1 – Introduction and Definitions	GR-2
Chapter 2 – Conduct and Cruelty	GR-4
Chapter 3 – Safety	GR-5
Chapter 4 – The Driver	GR-7
Chapter 5 – Grooms and Attendants	GR-8
Chapter 6 – The Horse	GR-8
Chapter 7 – The Harness	GR-9
Chapter 8 – The Vehicle	GR-9
<i>Appendix GR-A. Officials Requirement Summary</i>	<i>GR-13</i>
<i>Appendix GR-B. ADS Pony Measurement Program</i>	<i>GR-13</i>

Rules for Pleasure Driving

Chapter 1 – General Rules	PD-3
Chapter 2 – Clarification of Gaits	PD-7
Chapter 3 – Divisions	PD-9
Chapter 4 – Class Specifications	PD-10
Chapter 5 – Class Specifications: Combination Classes	PD-17
Chapter 6 – Class Specifications: Specialty Classes	PD-18
Chapter 7 – Class Specifications: Pleasure Obstacle Driving	PD-19
Chapter 8 – Class Specifications for Pleasure Drives	PD-29
Chapter 9 – Draft Equine Rules	PD-33
Chapter 10 – Putting-To Classes	PD-34
Chapter 11 – Rules for Coaching Competitions	PD-36
Chapter 12 – Sleigh Rallies	PD-37
Chapter 13 – Continuous Driving	PD-38
<i>Appendix PD-A. Pleasure Driving Officials Requirements</i>	<i>PD-40</i>

Rules for Recreational Driving

Chapter 1 – Introduction and Definitions	RD-2
Chapter 2 – Conduct, Care and Protection of Animals	RD-3
Chapter 3 – Safety	RD-3
Chapter 4 – ADS Recognition of Recreational Drives	RD-4
Chapter 5 – Organization of a Recreational Drive	RD-5

Rules for Driven Dressage Competitions

Chapter 1 – Governing Regulations	DR-2
<i>Appendix DR-A. Dressage Arena Diagrams</i>	<i>DR-14</i>
<i>Appendix DR-B. Driven Dressage Tests</i>	<i>DR-15</i>
<i>Appendix DR-C. Dressage Test Scoring</i>	<i>DR-17</i>

Rules for Combined Driving Competitions

Chapter 1 – General	CD-3
Chapter 2 – Structure of Competitions	CD-3
Chapter 3 – Classification	CD-5
Chapter 4 – Eligibility (Age of Athletes – Starting Possibilities)	CD-7
Chapter 5 – Athletes	CD-8
Chapter 6 – Horses	CD-9
Chapter 7 – Carriages and Harness	CD-13
Chapter 8 – Conditions for Participation	CD-18
Chapter 9 – Substitutions	CD-22
Chapter 10 – Declaration of Starters – Order of Starting	CD-22
Chapter 11 – Driven Dressage	CD-22
Chapter 12 – Marathon	CD-31
Chapter 13 – Cones	CD-44
Chapter 14 – Officials	CD-56
<i>FEI Annex 1. Diagram of the Driven Dressage Arena</i>	<i>CD-63</i>
<i>Diagram of the Small Driven Dressage Arena</i>	<i>CD-63</i>
<i>Diagram of the Driven Dressage Arena for Test 3*CH4</i>	<i>CD-64</i>

<i>FEI Annex 2. Cones: Closed Multiple Obstacles</i>	CD-65
<i>FEI Annex 3. Cones: Open Multiple Obstacles</i>	CD-71
<i>FEI Annex 4. Cones: The Bridge</i>	CD-74
<i>FEI Annex 5. Cones: Alternative / Option Cones</i>	CD-75
<i>FEI Annex 6. Cones: Oxer</i>	CD-76
<i>FEI Annex 7. Cone Specifications</i>	CD-77
<i>FEI Annex 8. At ADS-recognized events, the provisions of this annex do not apply.</i>	CD-78
<i>FEI Annex 9. At ADS-recognized events, the provisions of this annex do not apply.</i>	CD-78
<i>FEI Annex 10. Definitions</i>	CD-78
<i>Appendix CD-A. Driving Trials</i>	CD-79
<i>Appendix CD-B. Arena Trials</i>	CD-81
<i>Appendix CD-C. Driving Derby</i>	CD-84
<i>Appendix CD-D. Safety Checklist</i>	CD-88
<i>Appendix CD-E. Quick Reference Guide for CDEs</i>	CD-89
<i>Appendix CD-F. Very Small Equines</i>	CD-91
<i>Appendix CD-G. Measurement of Combined Driving Ponies</i>	CD-92
<i>Appendix CD-H. Minimum Required Officials for Competitions</i>	CD-92
<i>Glossary of Combined Driving Terms</i>	CD-95

General Rules and Regulations for All Recognized Events

GR

The American Driving Society, Inc.

Code of Sportsmanship

Our sport of Carriage Driving has the valuable reputation of being welcoming to all, a sport where the welfare of the horse is foremost, and the thrill is in the partnership with our equines, (regardless of the results). Protecting these ideals is of paramount importance to the health of driving.

In order for the sport of driving to prosper, our expectation is that every participant knows the rules, plays fairly, graciously accepts the final results, and always conducts themselves in a composed manner. It is the duty of all to behave in a manner that creates a positive environment. Therefore, any infringement of the common principles of good behavior, fairness or good sportsmanship will result in disciplinary action. Sportsmanship infractions include, but are not limited to, the following:

- a) Abusive or intimidating language at ADS Recognized Events.
- b) Refusal to accept Officials' final decisions.
- c) Intentional circumventing of the rules.
- d) Unsafe behavior while on event grounds.
- e) Damaging land or property.
- f) Actions detrimental to the welfare of the horse.
- g) Negative interaction with volunteers.
- h) The use of social media, or any public platform, to personally attack the character or reputation of fellow competitors, organizers, volunteers, or Officials.

We all have a duty to each other and to our sport to display good sportsmanship.

When our members display good sportsmanship, it not only makes driving more enjoyable for all, but presents a positive impression of the driving community to the general public.

Let us always do the right thing for our equine companions, our sport, and our fellow ADS members.

General Rules and Regulations for all ADS-Recognized Events

Code of Sportsmanship

Chapter 1 – Introduction and Definitions	GR-2
Article 1 Introduction.....	GR-2
Article 2 Definitions of Terms	GR-2
Chapter 2 – Conduct and Cruelty	GR-4
Article 3 Conduct	GR-4
Article 4 Cruelty.....	GR-4
Chapter 3 – Safety	GR-5
Article 5 Responsibilities of Drivers and Officials	GR-5
Article 6 Responsibilities Toward the Horse	GR-5
Chapter 4 – The Driver	GR-7
Article 7 Style of Driving	GR-7
Article 8 Use of the Whip; Performing a Salute	GR-7
Article 9 Outside Assistance	GR-7
Article 10 Waivers of Rules	GR-7
Article 11 Dress of Driver and Passengers	GR-7
Chapter 5 – Grooms and Attendants	GR-8
Article 12 General	GR-8
Chapter 6 – The Horse	GR-8
Article 13 Eligibility.....	GR-8
Article 14 Classification by Size	GR-8
Article 15 Turnout for the Horse.....	GR-8
Chapter 7 – The Harness	GR-9
Article 16 Driver's Responsibility	GR-9
Article 17 Style of Harness	GR-9
Article 18 Bits	GR-9
Chapter 8 – The Vehicle	GR-9
Article 19 Driver's Responsibility	GR-9
Article 20 Style/Eligibility.....	GR-9
Appendix GR-A. Officials Requirement Summary	GR-11
Appendix GR-B. ADS Equine Measurement Program	GR-11

General Rules and Regulations for All ADS-Recognized Events

Chapter 1 – Introduction and Definitions

Article 1 Introduction

The American Driving Society, Inc. (ADS) was founded for the purpose of developing and furthering the art and sport of driving for pleasure. A natural progression of the sport is the participation in competitive events. To maintain a sporting flavor and “pleasure” aspect to competitive driving, it is necessary to set forth certain standards for competition which guarantee that all competitors receive identical consideration at any American Driving Society recognized event. The following rules apply to all participants in ADS-recognized competitions.

- 1.1 All officials and drivers at ADS-recognized events are responsible for complete knowledge of and compliance with the rules of competition as set forth in this Rulebook. Drivers should also be fully cognizant of the class specifications in the divisions in which they compete, as set forth in the Rulebook or as stated in the ADS Omnibus.
- 1.2 The purpose of the ADS Rules and Regulations is to promote safety in and provide standardization for conducting an ADS-recognized event or show.
- 1.3 Each of the rules and regulations as stated here is intended to apply to all competitors.
- 1.4 In situations not covered specifically in the Rulebook, or by direct interpretation of the rules, the spirit and intent of the rules must be upheld.
- 1.5 For rules on specific types of competition, reference should be made to the following sections of the ADS Rulebook:
 - Rules for Pleasure Driving (and Coaching) Competitions
 - Rules for Driven Dressage Competitions
 - Rules for Combined Driving Competitions

Rules for specific classes or competitions will supersede General Rules. Rule language supersedes information in Appendices.

- 1.6 All drivers at ADS-recognized events must be current ADS members or pay the required non-member fee.
- 1.7 Organizers of recognized events may limit entries, refuse any entry, cancel, combine or divide a class, alter the proposed time schedule or substitute officials if necessary.
- 1.8 Disabilities and Related Dispensations. When submitting entries, competitors should follow the ADS “Policies and Procedures” with respect to any accommodations they require. Management should accommodate these requests and adhere to the procedures set forth in the ADS’ Policies and Procedures. These competitors are expected to provide their own equipment and personal support staff necessary to participate and compete.
- 1.9 The full use of modern therapeutic measures for the improvement and protection of the health of the horse is permitted. However, those drugs, medications and substances prohibited or restricted by the USEF are also prohibited or restricted at ADS-recognized competitions.
- 1.10 Competition policies and procedures applicable to Licensed Officials (LO), Competition Personnel (CP), and Approval of Competitions (AC) are published in the ADS Policies and Procedures which is accessible on the ADS website.
- 1.11 Anyone Participating in an ADS Recognized Event, including volunteers, must sign a Disclaimer and Hold Harmless Agreement.

Article 2 Definitions of Terms

- 2.1 The term “ADS” when used herein refers to and denotes only The American Driving Society, Inc.
- 2.2 The term “horse” used herein in a general sense refers to any equine.

- 2.3 “Competitor” / “Athlete” – the person identified as the “Driver” on an Entry Form. The term “driver” used herein refers to the person controlling the reins and whip and brake.
- 2.4 The term “groom” used herein refers to the person capable of assisting in the event of difficulty.
- 2.5 The term “management” used herein refers to the person(s) responsible for organizing and running the competition.
- 2.6 The term “turnout” used herein refers to the combination of driver, horse(s), groom(s) and vehicle exhibiting in ADS classes or competitions.
- 2.7 Junior and adult competition participants, e.g., anyone who rides on a vehicle at any time at an event, are defined as follows:
- The “competition age” of an individual will be the age reached during the current calendar year.
 - “Junior A” – competition age: 10 and below. Junior A drivers must be accompanied by a knowledgeable adult horseman at all times.
 - “Junior B” – competition age 11, 12, 13. Junior B drivers must be accompanied by a knowledgeable adult horseman at all times.
EXCEPTION: Junior “B” drivers competing with a single Very Small Equine (VSE) turnout in a securely enclosed arena need not be accompanied by a knowledgeable adult horseman unless required by the organizer.
 - “Junior C” – competition age 14, 15, 16, 17, 18. Junior C drivers competing with a single horse/pony turnout at their discretion need not carry a groom/passenger unless required by the competition.
 - “Junior” – Unless otherwise defined: Competition age under 19.
 - “Adult” – Competition age 19 and over.
 - The knowledgeable adult horseman, as required under item b & c above, may be the groom, when one is required, or may be an additional person – in which case that person is subject to the same requirements and penalties as a groom.

COMPETITION AGE*		MUST HAVE KNOWLEDGEABLE ADULT HORSEMAN ON VEHICLE
Junior A	10 and under	yes
Junior B	11-13	yes Exception: For single VSE in a securely enclosed arena, adult horseman required at organizer discretion.
Junior C	14-18	Organizer discretion unless otherwise required by the rules
Adult	19 and over	no
* Age reached during the current calendar year		

- 2.8 When the terms “prohibited,” “not permitted,” “mandatory,” “obligatory” or “required” are used in these rules, any competitor who fails to comply **MUST BE ELIMINATED** or **DISQUALIFIED** by the judge, unless another penalty is stipulated.
- 2.9 When the terms “must” or “shall” are used in these rules, and no penalty is prescribed, any competitor who fails to comply **MUST BE SEVERELY PENALIZED** by the judge.
- 2.10 When the term “should” is used in these rules, any competitor who fails to comply **SHALL BE PENALIZED AT THE JUDGE’S DISCRETION**.
- 2.11 “Headgear” refers to protective headgear that meets the recommendations of the United States Equestrian Federation (USEF).
- 2.12 “Entry” is a turnout participating in an event or show, usually defined by the Organizer as the combination of the horse, vehicle and driver.
- 2.13 “ADS Omnibus” – Every use of the term “ADS Omnibus” herein shall also mean prize list if one is published.

- 2.14 “Event/Show” is the entirety of activities, classes, competitions or combinations thereof, commencing and concluding as defined by the Organizer in the ADS Omnibus.
- 2.15 “Competition” is the competitive activities of Divisions/Classes or combinations within the Event/Show.
- 2.16 “Division” is a group of Entries, combined according to various criteria, including but not limited to driver and/or horse, experience, configuration, turnout, animal size, animal or driver gender, vehicle style, breed, etc.
- 2.17 “Class” is an activity by Entries, judged according to criteria specified in the ADS Omnibus.
- 2.18 “Hors Concours” – An entry designated as “Hors Concours” (HC) participates with the approval of the organizer. An HC entry is a non-competing entry, subject to all ADS rules, and is not eligible for awards, placings or points in any class or championship. For the purpose of class entry totals affecting the Maiden, Novice or Limit status of horses or drivers, HC entries do not count.

Chapter 2 – Conduct and Cruelty

Article 3 Conduct

- 3.1 As is further described in the ADS Code of Sportsmanship (General Rules and Regulations), all participants in an ADS-recognized event are obliged to conduct themselves in an orderly manner and in the best interest of the ADS. Officials (herein defined as Judges and Technical Delegates who are either ADS licensed, or licensed by USEF or FEI and are eligible to officiate at ADS Recognized Events) or Event Management may ~~shall~~ bar violators from further participation for the remainder of the event. Officials shall issue a Warning Card and report the incident to the ADS for any further disciplinary action deemed necessary.
- 3.2 Acting or permitting another person to act in a manner contrary to the ADS rules or in a manner deemed improper, unethical, dishonest, unsportsmanlike, or prejudicial to the best interests of the Society, and/or detrimental to the well-being of any animal(s) or making a remark considered offensive or made with the intent to influence or cast aspersions on the character or integrity of the judge or any other person is considered not in the best interest of the ADS.
- 3.3 It is the policy of the ADS that gambling in any form, with respect to the performance of a competitor, is strictly prohibited.
- 3.4 Warning Cards
 - a. As specified in the individual rules, a Warning Card may be issued by a Technical Delegate, or other Official (per GR 3.1) officiating at the event to any competitor, participant or official for improper conduct or for non-compliance with the rules of the ADS. See ADS Policies and Procedures - Warning Cards.
 - b. To issue a Warning Card, a Technical Delegate, or other Official must complete a Warning Card Report Form and must provide a copy to another Official officiating at the competition (Technical Delegate, Judge or Competition Manager), who must sign the form acknowledging receipt of the copy. A copy of the form signed by two Officials must be given to the alleged offender at the Competition. In extraordinary circumstances, the Warning Card may be issued via email, within 5 days of the event. and A copy must be sent to the ADS with the Technical Delegate Report Form and noted therein. The offense and related Rule must be clearly stated on the Warning Card Report. Additionally, an Incident Report must be submitted to the ADS, with any witness names, witness statements and a detailed description of incident.
 - c. Upon receipt of the form, the ADS will send an acknowledgement of its receipt to the alleged offender advising of the provisions of this rule. The alleged offender will have 30 calendar days in which to contest the facts of the offense in writing to the ADS Executive Committee whose review of the matter will be final.

- d. The issuance of a Warning Card is not meant to replace the filing of charges for willful and serious violation of the ADS rules, and shall not prevent the Executive Committee/Licensed Officials Committee from investigating the matter.
- e. The Executive Committee will levy an automatic administrative penalty of \$100 against the offender upon receipt of a second Warning Card within a 12-month period. Names of individuals receiving two warning cards within a 12-month period will be published in the next issue of *The Whip* after the second infraction.
- f. Within 60 days following the receipt by the ADS of a third Report Form indicating that a competitor or participant has been issued three Warning Cards in a 12-month period, the Executive Committee/Licensed Officials Committee has the option of levying a fine of \$500 or issuing a formal charge, pursuant to this rule and that the rules have been violated on all or any one of the three occasions. Review and determination will be made by a special committee, appointed by the President, comprised of members of the Executive Committee and the Licensed Officials Committee. The special committee, following review, may, at its discretion, order the imposition of additional penalties including suspension from the ADS or expulsion as provided in the ADS Bylaws.
- g. A Warning Card stays in effect for 12 months from the date it was issued, after which it will be removed from the file, thus clearing the offender's record.

Article 4 Cruelty

- 4.1 Cruelty to or the abuse of any animal by any person at a recognized competition is forbidden and an offender is subject to disqualification. Management shall bar violators from further participation for the remainder of the competition and report the incident to the ADS for any further disciplinary action deemed in order. The following acts are included under the words Cruelty and Abuse but are not limited thereto: excessive use of a whip on any horse in a stall, runway, schooling area, competition ring or elsewhere on the competition grounds, before or during a competition, by any person. Except in emergency situations, any striking of the horse's head (on the poll and forward of the poll) with the whip shall be deemed excessive.
- 4.2 All animals must be serviceably sound, and must not show evidence of lameness, broken wind, physical distress, or impairment of vision in both eyes. In the case of an appeal on this ground, the judge will have the animal in question examined by the official veterinarian or designee for a decision by the judge or jury which will be final.
- 4.3 The ADS neither encourages nor discourages dogs accompanying an entry. Unless allowed by class rules, dogs are not allowed to run alongside, behind or under the vehicle during competition. In no circumstances may a dog be tied or in any way attached to the vehicle.
- 4.4 Caged or tethered animals are not allowed as part of or along the path of an obstacle course.

Chapter 3 – Safety

Article 5 Responsibilities of Drivers and Officials

- 5.1 All persons involved in the competition: drivers, passengers, grooms, officials, spectators, etc., should keep safety foremost in their minds. Having the horse under control at all times is a safeguard not only for a driver and his passengers, but for everyone involved in the sport.
- 5.2 The judge must eliminate from a class or competition, or disqualify from an event, any entry with an unsafe vehicle, unruly horse(s) or driver clearly without sufficient control.
- 5.3 In the case of an accident, the judge or management may require a safety inspection of the vehicle and/or harness involved before allowing further use at the event.
- 5.4 It is the responsibility of each driver to ensure that harness and vehicle are in good repair and structurally sound.
- 5.5 It is the responsibility of each driver to ensure that his horse or horses are physically fit to fulfill the tasks required of them.

- 5.6 The driver should always be the first person to enter the vehicle and the last to leave. Passengers must never be left on the vehicle while the driver is dismounted unless the passenger has taken control of the reins.
- 5.7 The ADS strongly recommends that no turnout should rely solely on a groom or other attendant standing on the ground to control the horse or horses, with the exception of hitching and/or unhitching. If a driver dismounts for any reason other than to make minor adjustments to harness, vehicle, or to unhitch, the reins should be given to a driver seated on the vehicle.
- 5.8 Drivers should strive to maintain a safe distance from other vehicles during the competition and in the warm-up and parking areas.
- 5.9 All rules of the road should be observed unless uniformed officials direct otherwise.
- 5.10 The Technical Delegate should inspect any marathon, cross country course or obstacle course at a time early enough to allow any changes or alterations to conform with the rules and directives for safety and driveability. The Technical Delegate must bear in mind that alterations to any course are only in order if the plan violates a specific rule or is clearly undrivable or unsafe.
- 5.11 At all times while on a carriage or riding an equine, all Juniors must wear properly fastened protective headgear which meets or exceeds current ASTM (American Society for Testing and Materials)/SEI (Safety Equipment Institute) standards for equestrian use and carry the SEI tag. Headgear must be properly fitted with harness secured. Failure to comply while competing may result in elimination. Failure to comply after being notified to do so by an Official may result in a Warning Card and/or Disqualification.
- 5.12 The ADS encourages the use of protective headgear for all competitions. Whenever the ADS rules stipulate that “hat” or “cap” or “headgear” is required, protective headgear may be worn without penalty.
- 5.13 A driver may not show before a judge, and the judge may not judge anyone who has been instructed by that judge within a period of 30 days prior to the competition except for a group clinic.
- 5.14 A judge may officiate over entries (competitors and/or animals) who attended group clinics at the competition if:
 - a. The clinic is open to all competitors and animals entered.
 - b. The clinic is advertised and available to all possible entrants.
 - c. During the clinic the judge does not drive any animal that is entered in the competition.

Article 6 Responsibilities Toward the Horse

Failure to comply with the following may incur elimination or disqualification.

- 6.1 Whenever being put to or taken out of a vehicle, a horse must wear a bridle with reins attached to the bit and passed through the saddle terrets.
Exception:
 - a. Once a horse is fully harnessed to a vehicle, one rein at a time may be adjusted.
 - b. Horses in pair or multiple hitches must have at least one rein attached to the bit while being harnessed to a vehicle.
- 6.2 The horse must never be left unattended while put to a vehicle.
- 6.3 At ADS-recognized events, all equines entering the event location must be accompanied by documentation of Equine Influenza Virus and Equine Herpes Virus (Rhinopneumonitis) vaccinations within the six months prior to entering the competition venue. Equines not in compliance with this Rule are required to leave the driving event location upon request by Competition Management.

The frequency of vaccine administration should be as recommended by the vaccine manufacturer or veterinarian. It is recommended that vaccines be administered by or under the direction of a veterinarian.

Documentation should consist of one of the following:

- a. In the case of vaccines given by a veterinarian, the Person Responsible, upon request by Competition Management, must provide documentation from the Veterinarian, documenting that the equine in question received the vaccinations on the date administered and the name of the vaccine.
- b. In the case of vaccines administered by a person other than a veterinarian, the Person Responsible, upon request by Competition Management, must provide a receipt of the vaccine purchase which is signed by the Person Responsible, the equine's name, the serial number and expiration date of the vaccine and the date of administration.
- c. In the case of an equine that is unable to receive either of the vaccines due to a history of adverse reactions, the Person Responsible, upon request by Competition Management, must provide a letter from a veterinarian on official letterhead stating the equine cannot be vaccinated due to medical concerns and a log of the equine's temperature taken at least twice daily for the seven days prior to arrival at the competition grounds. These equines must also have their temperatures taken and recorded twice daily while on the competition grounds. The log of temperatures taken must be provided to the Competition Management, Steward or Technical Delegate when requested.

Chapter 4 – The Driver

Article 7 Style of Driving

The driver should be seated comfortably on the box so as to be relaxed and effective. Either the one- or two-handed method of driving is acceptable. Common to both methods, the elbows and arms should be close to the body with an allowing but steady hand enabling a consistent “feel” of the horse's mouth. Drivers should not be penalized or rewarded for using one style over another.

Article 8 Use of the Whip; Performing a Salute

- 8.1 An appropriate whip must be carried in hand at all times while driving. The thong on the whip should be long enough to reach the shoulder of the farthest horse.
- 8.2 The whip salute should be performed as follows:
 - a. Drivers shall take the reins in the left hand and position the whip, held in the right hand with the handle in front of the face, to a vertical or a horizontal position.
 - b. Alternatively, a gentleman shall place the whip and reins in his left hand and remove his hat with his right hand, letting his right arm drop loosely along his body. When wearing protective headgear, gentlemen shall perform the salute as described above in Section (a).

Additional references:

Pleasure Driving – [Art. 245](#)

Driven Dressage – [Art. 520.3](#)

Combined Driving – [Art. 928.5](#)

- 8.3 For use of the whip in Combined Driving, see [Art. 964.1](#), [Art. 969](#), [Art. 981](#).

Article 9 Outside Assistance

See specific rules in Pleasure Driving, Driven Dressage, Coaching, and Combined Driving.

Article 10 Waivers of Rules

- 10.1 The ADS rules pertaining to attire may be waived by judges and organizers due to local conditions.
- 10.2 Drivers who request a waiver of the ADS Rules must have the extraordinary circumstances approved by a judge and show management. When safety issues are involved, drivers must sign the ADS Rule Disclaimer Form.

Article 11 Dress of Driver and Passengers

- 11.1 Drivers and passengers should be dressed conservatively according to the style of the present day. Any attempt to introduce period costumes or gaudy trappings is discouraged.
- 11.2 Dress for the driver should conform to the type of turnout (i.e. Formal, Park, Country, Sporting).
- 11.3 Gentlemen must wear a coat or jacket while appearing in any class unless excused from doing so by the judge and/or show management. When accepting awards, gentlemen are requested to remove their hats.
- 11.4 Ladies must wear a conservative dress, tailored suit, or slacks. Floppy hats are discouraged.
- 11.5 Unless otherwise specified, the driver shall wear a hat, an apron or knee rug and gloves.
- 11.6 Protective headgear is acceptable in all classes. Sunglasses may be worn without penalty.

Chapter 5 – Grooms and Attendants

Article 12 General

- 12.1 Groom requirements are listed for:
 - Pleasure Driving under [Art. 209](#)
 - Driven Dressage under [Art. 520.2](#)
 - Combined Driving under [Art. 943.2](#)
- 12.2 Where grooms or passengers are required, they must be closely available and capable of rendering assistance at all times. Failure to comply may incur elimination from a class or competition, or disqualification from an event. At ADS-recognized events, all athletes competing with a disability dispensation utilizing a quick release seatbelt must have a groom riding on their carriage at all times. This includes competition, warm-up and schooling.

Chapter 6 – The Horse

Article 13 Eligibility

- 13.1 The driving horse may be of any breed, color or size so long it is capable of performing the required gaits.
- 13.2 Horses must be serviceably sound and must not show evidence of lameness, broken wind or impairment of vision in BOTH eyes (see [GR-4.2](#)).
- 13.3 Junior, maiden, novice and limit drivers are prohibited from driving stallions.
- 13.4 The “competition age” of any horse will be the age reached during the current calendar year.

Article 14 Classification by Size

Pleasure Driving – [Art. 212](#)

Combined Driving – [Art. 930](#)

Article 15 Turnout for the Horse

- 15.1 Braiding of the mane is optional. Any mane, tail or fetlock trimming may conform to breed standards. Tails are not braided.
- 15.2 The application of supplemental hair to mane or tail is prohibited. A tail set or use of any foreign substance to induce a high tail carriage is prohibited.
- 15.3 It is prohibited to tie a tail to a vehicle or harness.
- 15.4 See the ADS Turnout and Appointments Booklet for additional information on turnout for different types of vehicles.

Chapter 7 – The Harness

Article 16 Driver's Responsibility

It is the driver's responsibility to see that the harness is in good condition, is clean and fits properly.

Article 17 Style of Harness

- 17.1 The ADS recognizes specific national types of harness.
- 17.2 Bridles should fit snugly to prevent catching on the vehicle or other pieces of harness. A throatlatch and a full noseband or cavesson are mandatory. The use of gullet straps is acceptable.
- 17.3 Black harness is considered appropriate with painted vehicles, with shaft and pole trimmings done in black. It is also considered appropriate with a natural wood vehicle with iron parts painted any color except brown. Shaft and pole trimmings, dash and fenders are done in black. Russet harness is considered appropriate with:
 - Natural wood vehicle with brown or black iron,
 - Painted vehicle with natural wood panels with any color iron or
 - Vehicle that is painted brown with brown iron. Shaft and pole trimmings should match the harness.
- 17.4 All metal furnishings should match, be secure and polished.
- 17.5 Breast collars are appropriate with lightweight vehicles. Full collars are suggested for heavy vehicles such as coaches, breaks, phaetons, dog carts, etc.
- 17.6 A correctly-fitting harness saddle is important for the comfort of the horse. A wide saddle is suggested for two-wheeled vehicles, as more weight rests on the horse's back. Narrower saddles are more appropriate for four-wheeled vehicles.
- 17.7 The tying of tongues is prohibited.

Article 18 Bits

A bridle with reins attached to a bit is required for each horse. Bit burrs, gag bits and wire bits of any type are not permitted in American Driving Society driving events.

Chapter 8 – The Vehicle

Article 19 Driver's Responsibility

It is the responsibility of the driver to see that the vehicle is in good repair and is structurally sound.

Article 20 Style/Eligibility

Drivers should strive to present an appropriate turnout. "Appropriate" indicates the balance and pleasing appearance of the combination of horse and vehicle. Factors determining the above include compatible size, type and weight of horse and vehicle. The way of going of the horse may also affect the overall appearance, i.e., a high-actioned horse is more suitable for a formal vehicle; the low-going, ground-covering horse presents a more pleasing appearance put to a road or country-type vehicle.

Appendix GR-A. Officials Requirement Summary

Organizers of ADS-recognized events must secure the services of at least one ADS-licensed official.
Exception: Sleigh Rallies.

Summary of Required Officials by Type of Event						
COMPETITION			JUDGE (OR PERSON IN CHARGE)	TD (OR HIGHER)	VETERINARIAN	CD (OR HIGHER)
Recreation	Recreational Drive		KH or 1 "r"	Not required	On call	Not required
Draft	Ring & Obstacles		KH			
Pleasure Driving	Ring Classes		Appendix PD-A			
	Obstacle Classes					
	Cross-country					
	Continuous Drive					
	Sleigh Rallies					
Driven Dressage			Judge and TD, Competitions with less than 25 entries: 1 Judge			
Combined Driving	Arena Trial	Appendix CD-H			On grounds for Marathon	
	Driving Trial					
	ADS CDE				On call	
	Derby					
	Combined Test					
Notes & Abbreviations: KH – Knowledgeable Horseman "r" – Recorded Official "R" – Registered Official In case of discrepancy, rules take precedence over table.						

Appendix GR-B. ADS Equine Measurement Program

- 1.1 ADS Ponies are 120cm to 148cm; with or without shoes; 149cm with shoes.
- 1.2 ADS Small Ponies are 99cm to less than 120cm; with or without shoes.
- 1.3 ADS VSEs are less than 99cm; with or without shoes.
- 1.4 Animals will be measured prior to their first competition of each year until reaching the competition age of 8 years, after which they will receive a Permanent Card.
- 1.5 ADS Measurement Cards are for the exclusive use of ADS competitions.
- 1.6 The height of animals with a current, valid ADS Measurement Card cannot be protested.
- 1.7 The measurer must not measure animals owned or trained by a member of the measurer's immediate family, a person living under the same roof, nor a person with whom the measurer (exception: veterinarians) has a financial relationship, including a lease.

Rules for Pleasure Driving Competitions

PD

Rules for Pleasure Driving Competitions

Chapter 1 – General Rules	PD-3
Article 201 Judges and Technical Delegates	PD-3
Article 202 Name of Class	PD-3
Article 203 Entry	PD-3
Article 204 Division of Large Classes	PD-3
Article 205 Driver's Responsibility	PD-4
Article 206 Vehicles	PD-4
Article 207 Turnout	PD-5
Article 208 Leaving Competitions	PD-6
Article 209 Groom/Passenger	PD-6
Chapter 2 – Clarification of Gaits	PD-7
Article 210 Description of Gaits	PD-7
Article 211 Break in Gaits	PD-8
Chapter 3 – Divisions	PD-9
Article 212 Divisions Based on the Horse	PD-9
Article 213 Divisions Based on the Driver	PD-9
Article 214 Divisions Based on Experience	PD-9
Article 215 Other Divisions	PD-10
Article 216 Championships	PD-10
Chapter 4 – Class Specifications	PD-10
Article 217 Turnout	PD-10
Article 218 Working	PD-11
Article 219 Ladies' Driving Class	PD-11
Article 220 Gentlemen's Driving Class	PD-11
Article 221 Park	PD-11
Article 222 Reinsmanship	PD-12
Article 223 Freestyle Reinsmanship	PD-12
Article 224 Super Reinsmanship	PD-12
Chapter 5 – Class Specifications: Combination Classes	PD-14
Article 225 Introduction	PD-14
Article 226 General Rules	PD-14
Article 227 Drive and Ride	PD-14
Article 228 Combination Hunter	PD-14
Article 229 Sporting Tandem	PD-15
Chapter 6 – Class Specifications: Specialty Classes	PD-15
Article 230 Concours d'Elegance	PD-15
Article 231 Carriage Dog Class	PD-16
Article 232 Picnic Class	PD-16
Chapter 7 – Class Specifications: Pleasure Obstacle Driving	PD-16
Article 233 Attire	PD-16
Article 234 Participation	PD-17
Article 235 Course Walk	PD-17
Article 236 Schooling	PD-17
Article 237 The Course	PD-17
Article 238 Width of Obstacles	PD-18
Article 239 Measurement of Obstacles	PD-18
Article 240 Time Allowed	PD-19
Article 241 Timing	PD-19
Article 242 Disobedience	PD-20
Article 243 Off-Course	PD-20
Article 244 Ties in Placing	PD-20
Article 245 Salute	PD-21
Article 246 Penalties	PD-21

Article 247	Timed Obstacles	PD-21
Article 248	Specialty Time Competitions	PD-21
Article 249	High-Point Competitions	PD-23
Article 250	Fault Competitions	PD-25
Chapter 8	Class Specifications for Pleasure Drives	PD-26
Article 251	General	PD-26
Article 252	Course	PD-26
Article 253	Timing	PD-27
Article 254	Observers on Course	PD-27
Article 255	Spares	PD-27
Article 256	Pleasure Drive Participation	PD-27
Article 257	Pleasure Drive Penalties	PD-28
Article 258	Pleasure Drive – Turnout	PD-28
Article 259	Pleasure Drive – Timed	PD-29
Article 260	Pleasure Drive – Pace	PD-30
Chapter 9	Draft Equine Rules	PD-30
Article 261	General Rules	PD-30
Article 262	The Horse	PD-30
Article 263	Turnout	PD-31
Article 264	Dress	PD-31
Article 265	Class Conditions	PD-31
Chapter 10	Putting-To Classes	PD-31
Article 266	Introduction	PD-31
Article 267	Course	PD-31
Article 268	Turnout	PD-31
Article 269	Basic Format of Class	PD-32
Article 270	Sequence to Unhitch/Hitch – Four-in-hand, Unicorn	PD-32
Article 271	Sequence to Unhitch/Hitch – Pair	PD-32
Article 272	Sequence to Unhitch/Hitch – Tandem	PD-33
Article 273	Sequence to Unhitch /Hitch – Single	PD-33
Article 274	Penalties	PD-33
Article 275	to 299 reserved	PD-33
Chapter 11	Rules for Coaching Competitions	PD-33
Article 301	General Rules	PD-33
Article 302	Classes	PD-34
Article 303	Pleasure	PD-34
Article 304	Best Team	PD-34
Article 305	Turnout	PD-34
Article 306	Obstacles	PD-34
Chapter 12	Sleigh Rallies	PD-34
Article 307	Introduction	PD-34
Article 308	General Rules	PD-34
Article 309	Currier and lves	PD-35
Chapter 13	Continuous Driving	PD-35
Article 310	Introduction	PD-35
Article 311	General Rules	PD-35
Article 312	Officials	PD-35
Article 313	Starting	PD-36
Article 314	Boots	PD-36
Article 315	Attire	PD-36
Article 316	Scoring	PD-36
Article 317	Suggested Formats	PD-36
Appendix PD-A	Pleasure Driving Officials Requirements	PD-37
Appendix PD-B. Examples of obstacles are now published in the Rulebook section of the ADS website.		
Appendix PD-C. Turn Out and Appointments is now published in the Rulebook section of the ADS website.		

Rules for Pleasure Driving Competitions

Chapter 1 – General Rules

Article 201 Judges and Technical Delegates

Judges' decisions representing their individual preferences are not protestable. Inquiries concerning irregularities or incidents during the Event/Show and the outcome of Pleasure classes for technical reasons may be made at any time during the competition. Objections must be made to the Technical Delegate no more than one hour after the posting of class results.

Article 202 Name of Class

Classes described in the ADS Rulebook must be conducted as stated. If the Organizer wishes to alter a class to fit "house rules," the name of the class must be different than the name in the rulebook to avoid confusion with ADS Rulebook class specifications. Such classes should be clearly explained in the ADS Omnibus and must include the "house rules" and judging criteria. House Rule classes must be approved by the Technical Delegate. These conditions should conform to the spirit and intent of the ADS general rules for safety, conduct and cruelty.

202.1 Pleasure driving and combined driving competitions may be offered at the same event.

Article 203 Entry

203.1 Unless otherwise specified in the ADS Omnibus, an entry is defined as a combination of horse(s), vehicle and driver and must be assigned a specific entry number. In the event that a vehicle is disabled or judged unsafe to start or continue, the substitution of another vehicle must be approved by a judge. A new entry number must be issued if requested by the judge.

203.2 All entries must have an entry number before entering any class. It is the driver's responsibility to display the proper number for the turnout entering the ring or obstacle course. No award will be given to an Entry competing with an incorrect entry number.

203.3 An Entry may drive hors concours (HC) in any competitions offered as part of a Pleasure Show at the discretion of the Organizer. Refer to [Art. 236](#).

Article 204 Division of Large Classes

204.1 Large classes may be split by the judge, technical delegate or management if conditions warrant. The size of the ring should determine if a class should be split. Unless the ring is very large, classes of more than 14 entries should be split. In a small ring, classes may need to be split at a lower number of entries.

204.2 The judge and/or management has discretion as to how the division is made, keeping the following in mind, when applicable:

- separation of pair, multiple and single entries
- separation of horses and ponies
- separation of two- and four-wheeled vehicles

204.3 The Organizer has the option to have final placings determined by working off the leaders of each section of split classes or by awarding duplicate ribbons and/or trophies for each section as if they were separate classes.

Article 205 Driver's Responsibility

- 205.1 Excessive use of the voice, shouting or whistling to the horse may be penalized at the judge's discretion. The driver should strive to control the horse's movements with discreet use of vocal aids.
- 205.2 The driver must be prepared to enter the ring or obstacle course area when his/her class is called. After a reasonable wait, the Organizer may announce that a one minute time limit will be invoked. When the appropriate time has elapsed, the gate or course will be closed and any entry not in the ring or at the course start will be excluded from the class. The Organizer may delay the start of any class for any reason.
- 205.3 Prior notification must be given to the Technical Delegate of any drug administered to competing animals. Refer to [GR-1.9](#).
- 205.4 In the case of an accident or equipment failure which necessitates repair or readjustment, all grooms or passengers carried on the vehicle must dismount the vehicle. They should not remount until the problem has been corrected or the turnout deemed fit to continue. The exception would be in the case of a minor adjustment (e.g., trace down) only the necessary groom need be put down. Appropriate penalties will be assessed according to class specifications.
- 205.5 All entries are expected to conform to the spirit and intent of the ADS general rules for safety. It is the responsibility of each driver to ensure that harness and vehicle are in good repair, structurally sound, and safe for competition conditions. Turnouts without braking mechanisms (such as breeching, brakes, or tug stops with wrap girths) may be restricted from certain classes for safety reasons. Entries must not start any class with an unsafe turnout. The judge must eliminate an unsafe entry from any class. Repeated offenses may incur disqualification.
- 205.6 It is preferred that the driver sit on the right-hand side of the vehicle unless construction of vehicle prevents this.
- 205.7 No change of driver is permitted except where specified in class conditions (e.g., Double Jeopardy Obstacles).
- 205.8 Outside Assistance – Drivers receiving outside assistance after the judging has begun will be penalized at the judge's discretion or as specified by class rules unless that assistance has been specifically allowed (example: assistance of groom/passenger heading a horse in a line-up or groom/navigator on a Pleasure Drive).
 - a. While competing, outside assistance which incurs elimination includes but is not limited to the following:
 - (i) The use of auxiliary mechanical or electronic devices other than clocks or watches (e.g., GPS devices, speedometers, heart rate monitors, etc.) on the vehicle.
 - (ii) Directing the driver in any way except as permitted by the rules.
 - (iii) Anyone other than the driver handling the reins, whip, or brake.
 - b. Outside assistance indicating a judge's signal has been given is allowed.

Article 206 Vehicles

- 206.1 Combined Driving marathon type vehicles are allowed only at the discretion of the Organizer as published in the ADS Omnibus.
- 206.2 Wire-wheeled and pneumatic-tired vehicles may be permitted only at management's discretion and must be specified in the ADS Omnibus. Exception: antique vehicles with long wire spokes and hard rubber tires are allowed in all classes.

Article 207 Turnout

It is the responsibility of the driver to see that he and all attendants, grooms, passengers and horses are appropriately attired and turned out for the class in question. See [Appendix PD-C. Turnout and Appointments](#) on the ADS website for additional information.

207.1 Attire for drivers, grooms, and passengers

- a. Drivers: Dress should conform to the type of turnout (i.e., Formal, Park, Country, Sporting, Commercial). Less traditional attire (example: Combined Driving Marathon attire) may be appropriate ONLY if it is specifically allowed in the ADS Omnibus or class description, otherwise a penalty or elimination may result. Except for certain commercial turnouts:
 - (i) Gentlemen must wear a coat or jacket while appearing in any class unless excused from doing so by the judge and/or show management. When accepting awards, gentlemen are requested to remove their hats.
 - (ii) Ladies must wear a conservative dress, tailored suit, or slacks. Floppy hats are discouraged.
 - (iii) Unless otherwise specified, the driver must wear a hat, an apron or knee rug and gloves. See [Appendix PD-C. Turnout and Appointments](#) on the ADS website.
- b. Grooms: Grooms of either sex may wear stable livery in any but the more formal vehicles where full livery is appropriate. Where it is specifically allowed in the ADS Omnibus or class description, less formal attire may be appropriate, but it should always be neat and clean. In all competitions, grooms must wear a hat or protective headgear.
 - (i) Stable Livery consists of one of the following:
 - (1) A conservative suit, white shirt, dark tie, derby, dark shoes and leather gloves.
 - (2) A conservative jacket, jodhpurs or drill trousers, jodhpur or paddock boots, white shirt, stock or four-in-hand tie, leather gloves, derby or conservative cap.
 - (3) Hunting attire with a hunting derby or bowler.
 - (ii) Full Livery consists of a close-fitting body coat with buttons of yellow or white metal to match the furnishings of the harness used (if possible), white breeches, black boots with tan tops, white stock, black top hat and brown leather gloves. The color of the coat remains the owner's preference, but preferred colors are conservative in nature and, where possible, complementary to the color of the vehicle.
- c. Passengers: Dress should conform to the type of turnout (i.e., Formal, Park, Country, Sporting). Less traditional attire (example: Combined Driving Marathon attire) may be appropriate ONLY if it is specifically allowed in the ADS Omnibus or class description, otherwise a penalty or elimination may result. Except for certain Coaching and Commercial turnouts, all passengers should wear a hat, an apron or knee rug, and gloves.

207.2 A whip must be carried in hand at all times while driving. A driver not in compliance may be eliminated or disqualified. The thong of the whip should be long enough to reach the shoulder of the farthest horse. A driver not in compliance with the above may be penalized. A whip with its thong tied in a manner which renders it incapable of reaching the farthest horse is not allowed. Failure to comply must be severely penalized.

207.3 Harness

- a. The harness should be in good condition, clean, fit properly and be appropriate for the style of vehicle.
- b. Bridles should fit snugly to prevent catching on the vehicle or other pieces of harness. A throatlatch and a full noseband are mandatory. A full noseband is defined as a noseband fully encircling the nose. Flash nosebands and straps of any kind other than curb straps or chains, reins, bridle cheek pieces connected to the bit, are strongly discouraged in pleasure driving classes. The use of gullet straps is acceptable.
- c. Black harness is considered appropriate with:
 - (i) painted vehicles
 - (ii) natural wood vehicle with iron parts painted any color except brown
 - (iii) dash, fender, shaft and pole trimmings should match the harness.

- d. Russet harness is considered appropriate with:
 - (i) natural wood vehicle with brown or black iron
 - (ii) painted vehicle with natural wood panels with any color iron or
 - (iii) vehicle that is painted brown with brown iron
 - (iv) dash, fenders, shaft and pole trimmings should match the harness.
- e. The collars of four-in-hand leaders are not to be tied together.
- f. Boots – Bell boots, shin boots and wraps are allowed in Pleasure Drive classes and may be allowed at the discretion of the judge in other classes due to local conditions. Boots protecting the sole of the foot are allowed in any pleasure class.
- g. Standing martingales are allowed for Stanhope or Park Gate Gig vehicles and George IV Phaetons, except in obstacle classes.
- h. Check reins and martingales (except false martingales) are prohibited in Obstacle classes. Failure to comply will incur elimination. In other classes, check reins and martingales may be appropriate turnout for certain vehicles. See [Appendix PD-C. Turnout and Appointments](#).
- i. Kicking straps are permissible but they should match the harness being used.

Article 208 Leaving Competitions

- 208.1 An entry leaving the competition without permission from the judge may be disqualified.
- 208.2 Entries excused from any competition must leave as instructed by the ringmaster or judge.
- 208.3 Disqualify – A Competitor, Horse, or Entry may be disqualified for being in violation of the rules at any time.
 - a. Those who have been disqualified are prohibited from taking further part in the event and may be required to forfeit all prizes won at the event.
 - b. Subsequent disciplinary action may be taken by the American Driving Society, Inc..
- 208.4 Eliminate – An entry may be eliminated from a competition as a penalty for contravening certain rules.
 - a. Elimination is listed with other penalties but it should be assumed that it may be applied where no other specific penalty is prescribed.
 - b. An eliminated entry is not eligible for an award in the competition from which it is eliminated; however, the entry remains eligible to compete in the remaining competitions of the show.
- 208.5 Retire – An entry not wishing to continue in any competition for any reason may ask the judge for permission to retire.

A retired entry is not eligible for an award in the competition from which it has retired; however, the entry remains eligible to compete in the remaining competitions of the show.
- 208.6 Withdraw – An entry not wishing to continue competing for any reason may withdraw from the show.

A withdrawn entry is not eligible to compete in the remaining competitions of the show.

Article 209 Groom/Passenger

- 209.1 Minimum requirements:
 - a. Four-in-hand and unicorn turnouts (except VSE): two grooms or passengers capable of rendering assistance at all times.
 - b. Pairs, tandems, VSE four-in-hand and unicorn turnouts: one groom or passenger capable of rendering assistance at all times.
 - c. Single horse and pony turnouts: A groom/passenger is optional. Failure to comply may incur elimination or disqualification.
- 209.2 Passengers must be appropriately dressed and must wear a hat or protective headgear. (See [Art. PD-207.1\(c\)](#))

- 209.3 Grooms or passengers are not allowed to leave their respective positions on the vehicle while it is in motion or attempt to correct a problem without first being put down. Failure to comply will incur elimination. Exceptions: Grooms dismounting to head the horses immediately prior to a halt or shifting weight to aid balance to prevent an accident is permissible. Minor adjustments to harness may be made upon permission from the judge. A groom/passenger riding on the vehicle may be put down to assist with the adjustment without penalty except in dressage and obstacle classes. (See [Art. 246.](#))
- 209.4 After judging begins, no attendant may enter the arena without the permission of the judge except in the case of accident or to prevent an accident.
- 209.5 Leading a turnout into the ring or obstacle course start is considered outside assistance and is not permitted.
- 209.6 When a groom or passenger is put down to head the horse or horses during a line-up, he or she must remount when the driver moves off. This includes individual tests. Failure to comply should be penalized.
- 209.7 A knowledgeable adult horseman must accompany Junior A and B drivers. (See [GR-2.7](#))

Chapter 2 – Clarification of Gaits

Article 210 Description of Gaits

The following descriptions constitute the ADS-approved standard for performance of each of the required gaits in a pleasure driving competition. Cantering and galloping are not allowed unless clearly stated in the ADS Omnibus. Management is strongly encouraged not to allow cantering or galloping in any class unless it is held in a securely enclosed area.

- 210.1 Walk – A free, regular and unconstrained walk of moderate extension is ideal. The horses should walk energetically, but calmly, with even and determined pace. The walk is a four-beat gait.
- 210.2 Trot – The trot is a two-beat, diagonal gait.
 - a. Slow Trot: The horse should maintain forward impulsion while showing submission to the bit. The trot is slower and more collected, but not to the degree required in the dressage collected trot. However, the horse should indicate willingness to be driven on the bit while maintaining a steady cadence.
 - b. Working Trot: This is the pace between the strong and the slow trot and more round than the strong trot. The horse goes forward freely and straight; engaging the hind legs with good hock action; on a taut, but light, rein; the position being balanced and unconstrained. The steps should be as even as possible. The hind feet touch the ground in the foot prints of the fore feet. The degree of energy and impulsion displayed at the working trot denotes clearly the degree of suppleness and balance of the horses.
 - c. Strong Trot: This is a clear, but not excessive, increase in pace and lengthening of stride while remaining well balanced and showing appropriate lateral flexion on turns. Light contact to be maintained. Excessive speed will be penalized.
- 210.3 Halt – Horses and vehicle should be brought to a complete and square stop without abruptness or veering. At the halt, horses should stand attentive, motionless and straight with the weight evenly distributed over all four legs and be ready to move off at the slightest indication from the driver.
- 210.4 Reinback – Reinback is defined as a backward movement in which the legs are raised and set down simultaneously in diagonal pairs with the hind legs remaining well in line. To be performed in two parts:
 - a. The horse must move backward at least four steps in an unhurried manner with head flexed and straight, pushing the vehicle back evenly in a straight line. The driver should use quiet aids and light contact.
 - b. Move forward willingly to former position using the same quiet aids.
 - c. Road Coaches and Park Drags are not to be asked to back up in the show ring.

- 210.5 Canter – A controlled three-beat gait consisting of three evenly spaced footfalls followed by the “suspension” phase when all four legs are off the ground. The three beats and suspension are considered one stride.
- 210.6 Gallop – A four-beat gait, faster than a canter.
- 210.7 Stride – A stride is defined as the cycle of movements that is completed when the horse’s legs regain their initial positions. Length of stride refers to the amount of ground covered by an entire sequence.
- 210.8 Intermediate Gait – Breed-specific gaits will be used in divisions for non-trotting breeds.
- 210.9 In Pleasure classes for mules and donkeys, the gaits are walk, slow trot, and working trot.
- 210.10 In Pleasure classes for draft equines, gaits may be limited to walk, slow trot, and working trot at the discretion of the organizer as published in the ADS Omnibus.
- 210.11 Park Class Gaits – To be called for only in Park classes.
- Park Walk: A four beat, collected gait with good action and animation. It should have snap and easy control and be performed with great style, elegance and airiness of motion while displaying the good manners of the horse(s).
 - Park Trot: A two beat, diagonal gait performed in a collected manner with excessive speed to be penalized. The horse’s energy should be directed toward animation rather than speed.
 - Show Your Horse: At this command, the driver has the privilege of showing the Park Driving Horse(s) to its (their) best advantage at the trot, but speed will be penalized

Article 211 Break in Gaits

BREAK IN GAIT	CONDITIONS	
Break to canter or gallop	4 or more full strides	
Prolonged canter or gallop	More than 6 full strides	
Break to walk	2 full strides at the walk	
Break from walk	3 full strides of any other gait or stopping	
Stopping	Obstacle classes Refer to Obstacles, Art. 242	Pleasure Drive class rules, Art. 257

In a pair or multiple turnout all horses must break for a penalty to be assessed.

Chapter 3 – Divisions

Article 212 Divisions Based on the Horse

- 212.1 If otherwise eligible, all equines are allowed to compete at any ADS Pleasure Show unless restricted by the organizer. Such restrictions must be published in the ADS Omnibus
- 212.2 Draft Equine – Draft Equine classes or divisions may be divided. Suggested divisions:
- Draft Pony – Under 14.2 hands, approximate weight less than 1200 pounds
 - Draft Small – 14.2-16.2 hands, approximate weight 1200-1600 pounds
 - Draft – over 16.2 hands, approximate weight greater than 1600 pounds
- 212.3 Class or divisions offered for donkeys and/or mules may be divided by size.
- 212.4 A pair or multiple turnout must be shown in the classes or division which accommodates the tallest horse.
- 212.5 The minimum competition age for a horse to compete is three years of age.
- 212.6 It is encouraged that three-year-olds be restricted to maiden, novice or limit classes and not be allowed to cross enter into other divisions.
- In pair or multiple turnouts the restrictions are to be applied considering the age of the youngest horse.
 - Restrictions must be clearly stated in the ADS Omnibus.
- 212.7 USEF pony measurement cards will be honored for ADS competitions.

Article 213 Divisions Based on the Driver

Divisions based on the status of the driver must be clearly described in the ADS Omnibus. Suggested divisions may include but are not limited to:

- Age (e.g., Junior, Adult).
- Gender (e.g., Ladies' Driving Class, Gentlemen's Driving Class)

Article 214 Divisions Based on Experience

	CUMULATIVE NUMBER OF 1ST PLACE WINS	MINIMUM NUMBER OF PLEASURE SHOWS
Maiden	0	No minimum
Novice	no more than 3	3
Limit	no more than 6	3
Open	No limit	No minimum

- 214.1 Maiden – entries are ineligible for Maiden classes after winning a first place ribbon in an ADS-recognized and/or USEF-licensed Carriage Pleasure Driving competition.
- 214.2 Novice – entries are ineligible for Novice classes after winning at least one first place ribbon in each of three ADS-recognized and/or USEF-licensed Carriage Pleasure driving competitions.
- 214.3 Limit – entries are ineligible for Limit classes after winning six first place ribbons which must include at least one first-place ribbon from each of three ADS-recognized and/or USEF-licensed Carriage Pleasure Driving competitions.
- 214.4 Open – open to all drivers and horses.
- 214.5 Wins in ADS and/or USEF Carriage Pleasure Driving classes and high-point championship awards of fewer than three entries are not to affect Driver or Horse status.
- 214.6 Schooling Entries – see .
- 214.7 The status of Maiden, Novice and Limit entries is as of the closing date of entries for an event.

Article 215 Other Divisions

Restrictions for any division must be specified in the ADS Omnibus. Other divisions may be offered including, but not limited to, the following:

- 215.1 Configuration of turnout – Single, Pair, Tandem, Unicorn, and Four-in-hand.
- 215.2 Vehicle type – Antique, two-wheel, four-wheel, specific vehicle type, etc.
- 215.3 Special Vehicle divisions – Organizers may define divisions by specific characteristics of and purposes for vehicles. Examples of special vehicle type descriptions:
 - a. Marathon Division – open to marathon vehicles specifically built for the singular purpose of Combined Driving marathon use.
 - b. Traditional Division – open to vehicles with the traditional profile of an identifiable type, to resemble the design of a carriage built prior to the First World War. Vehicle may be of modern materials, but must have traditional springing.
 - c. Contemporary Division – open to vehicles designed for use as a show vehicle, constructed primarily of modern materials with features including but not limited to: metal wheels, flush hubs, metal framing, metal shafts, torsion or shock absorber suspension, etc.
- 215.4 Local – for drivers residing within or horses stabled within a specified local area.
- 215.5 Breed – by breed or type of horse.

Article 216 Championships

- 216.1 1. When a championship for a division and/or a show is awarded on points:
 - a. All competitors must be given an equal opportunity to accumulate points.
 - b. All sections/divisions included in the championship must have an equal number of classes.
 - c. Unless otherwise published in the ADS Omnibus, the following point system must be used: first place = 6 points, second place = 5 points, third place = 4 points, fourth place = 3 points, fifth place = 2 points and sixth place = 1 point.
- 216.2 Management is strongly encouraged to post a scoreboard in a prominent place, updated throughout the competition and at least 30 minutes prior to making championship awards.
- 216.3 If a tie in championship points is to be decided, the following will be used: the best placing in the Reinsmanship class (or Working class if Reinsmanship is not offered) or a drive-off using the ADS Pleasure Driving rules.
- 216.4 A tie for reserve may be decided by a coin flip if all parties agree.

Chapter 4 – Class Specifications

Article 217 Turnout

- 217.1 A Pleasure Driving class in which entries are judged primarily on the performance and quality of each turnout.
- 217.2 To be shown both ways of the arena at a walk, slow trot, working trot, and strong trot. To stand quietly and to rein back.
- 217.3 To be judged:
 - 70% on the condition, fit and appropriateness of harness and vehicle, spares and appointments, neatness and appropriateness of attire and overall impression.
 - 30% on performance, manners and way of going.

Article 218 Working

- 218.1 A Pleasure Driving class in which entries are judged primarily on the suitability of the horse to provide a pleasant drive.
- 218.2 To be shown both ways of the arena at a walk, slow trot, working trot and strong trot. To stand quietly, both on the rail and while lined up, and to rein back.
- 218.3 All entries chosen for a workout may be worked both ways of the arena at any gait requested by the judge and may be asked to execute appropriate tests.
- 218.4 To be judged:
- 70% on performance, manners and way of going of the horse(s).
 - 20% on the condition and fit of harness and vehicle.
 - 10% on neatness of attire.

Article 219 Ladies' Driving Class

- 219.1 Entries are judged primarily on the suitability of the turnout for a lady with emphasis on manners.
- 219.2 To be shown both ways of the arena at a walk, slow trot, working trot, and strong trot.
- 219.3 Must rein back without resistance and must stand quietly at any location in the arena.
- 219.4 To be judged:
- 50% on manners, performance, elegance and suitability of the turnout for a lady
 - 25% on skill of the driver
 - 25% on overall impression

Article 220 Gentlemen's Driving Class

- 220.1 Entries are judged primarily on the suitability of the turnout for a gentleman with emphasis on manners.
- 220.2 To be shown both ways of the arena at a walk, slow trot, working trot and strong trot. May show a degree of boldness but not excessive speed.
- 220.3 Must rein back without resistance and must stand quietly at any location in the arena.
- 220.4 To be judged:
- 50% on manners, performance and suitability of the turnout for a gentleman
 - 25% on skill of the driver
 - 25% on overall impression

Article 221 Park

- 221.1 A Pleasure Driving class in which entries are judged primarily on gaits. ([Art. 210.11](#))
- 221.2 This class is limited to park type horses and ponies.
- 221.3 To be shown in an appropriate antique or antique type vehicle. This class (division) can also be offered for Park Vehicles.
- 221.4 To be shown both ways of the arena at a park walk, park trot, and "show your horse" (a smart trot without excessive speed). Entries should stand quietly in the line-up.
- 70% on performance, quality of horse, and manners.
 - 30% on overall impression.

Article 222 Reinsmanship

- 222.1 A Pleasure Driving class in which entries are judged primarily on the ability and skill of the driver.
- 222.2 To be shown both ways of the ring at a walk, slow trot, working trot and strong trot. Drivers are required to rein back.
- 222.3 All drivers chosen for a workout may be worked at any gait requested by the judge and may be asked to execute appropriate tests.
- 222.4 The driver should be seated comfortably on the box so as to be relaxed and effective.
- 222.5 Either the one- or two-handed method of driving is acceptable. Common to both methods, the elbows and arms should be close to the body with an allowing but steady hand enabling a consistent “feel” with the horse’s mouth. Drivers should not be penalized or rewarded for using one general style over another.
- 222.6 To be judged:
- 75% on handling of reins and whip, control, posture, and overall impression of driver.
 - 25% on the condition of harness and vehicle and neatness of attire.

Article 223 Freestyle Reinsmanship

- 223.1 A Pleasure Driving class in which entries are judged individually on the skill of the driver’s execution of a self-designed driving test.
- 223.2 Eight required elements must be executed. The first element: enter/halt/salute, to be followed by these elements driven in any order:
Walk, Slow Trot, Working Trot, Strong Trot, Halt (stand quietly), Reinback
The final element, indicating the completion of the test: halt/salute/leave test area at a working trot. If an element is driven more than once, only the first occurrence will receive a score.
- 223.3 The suggested time limit is 3 minutes. Entries must complete the test within the time limit. Time begins at the signal from the judge after the entry has entered the test arena. If the entry exceeds the time limit, no signal will be given until 30 seconds after the time limit, at which time the entry will immediately leave the test area.
- 223.4 Management must publish in the ADS Omnibus a description of the competition area including approximate dimensions.
- 223.5 Prior to the start of the show, entries must submit to the Organizer a clearly composed, legible description and diagram of their test on the Freestyle Reinsmanship Form.
- 223.6 At management’s discretion, music may be allowed.
- 223.7 Overall impression will decide ties.
- 223.8 Scoring: half-points may be used for scoring all elements.
- Handling of reins and whip, control, posture 8 elements, maximum 10 points each
 - Overall impression of the driver maximum 10 points
 - Best possible total score is 90 points.
- 223.9 Penalties:
- Failure to perform any element 0 points
 - Exceeding the time limit 5-point deduction

Article 224 Super Reinsmanship

Competitors enter the ring individually and drive a short course of defined elements in order at prescribed paces.

224.1 1. Specifications

- a. To be judged on the driver’s skill: use of aids, control of the horse(s), accuracy, quality of transitions and gaits, with additional consideration of impressions of the turnout and driver.
- b. Tests – All the entries will complete a number of prescribed elements from memory and in order (between 8 and 12 elements are recommended).

- c. Entries must follow the designated track without deviation keeping red markers on their right and white markers on their left. Numbered or lettered markers, such as posts, single cones, cones set at minimum 80 inches (2.0m), or natural elements, such as trees, must be used to indicate the sequence and starting point of each element. Unless otherwise specified, elements begin when the horse's nose reaches the marker.
- d. Management may use one of the Super Reinsmanship Tests 1-3 or may design a suitable test to be used.
- e. Tests must be posted at least 1 hour before the start of the class.
- f. Position and Aids – The driver should be seated comfortably on the box so as to be relaxed and effective. Either the one- or two-handed method of driving is acceptable. Common to both methods, contact with the horse's mouth should be maintained with an elastic, supportive hand.
- g. Drivers should not be penalized or rewarded for using one style over another. The use of the whip and the voice are important aids in driving and should be used effectively and discreetly.

224.2 2. Scoring

- a. The entry receives numerical scores between 0-10 for:
 - Each element – on use of aids, control of the horse(s), accuracy, quality of transitions and gaits. (Maximum total score = 10 x number of elements)
 - Overall Impression – of the turnout on the condition and fit of the harness and vehicle, neatness of attire. (Maximum total score = 10)
 - General Impression – of the driver on posture, relaxation, confidence and effectiveness. (Maximum total score = 10)
- b. Perfect Score = 10 x total number of elements + 10 for General Impression + 10 for Overall Impression.
- c. Ties are decided by the total of Overall Impression and General Impression scores.
- d. The scale of marks:

10 – Excellent	9 – Very Good	8 – Good	7 – Fairly Good	6 – Satisfactory
5 – Marginal	4 – Insufficient	3 – Fairly Bad	2 – Bad	1 – Very Bad
0 – Not Executed *				
*“Not executed” means that nothing of the required movement has been performed.				

- e. The judge may state the reason on the score sheet for each mark.
- f. Scoring: half-points may be used for scoring all elements.

224.3 3. Penalties

- a. Off-Course
 - Failure of the turnout (all horses and entire vehicle) to pass on the correct side of a marker or dislodging any parts of a marked gate: 5 points subtracted from total score. Significant deviation from the designated track: 5 points subtracted from total score per occurrence.
 - When an element is driven out of sequence, the judge will signal the entry and indicate the error. Drivers should resume the test from where the error occurred. 10 points subtracted from total score per occurrence.
- b. Entries will be eliminated for:
 - Outside assistance
 - Failure to carry a whip in hand
 - Failure to start the test within one minute of the signal to proceed or starting before the signal

Chapter 5 – Class Specifications: Combination Classes

SECTION A. INTRODUCTION AND GENERAL RULES

Article 225 Introduction

In combination classes the driver is asked to drive for a portion of the class and then to ride for the remainder of the class.

Article 226 General Rules

- 226.1 The entry must be shown by the same person in all sections or by one in the drive section and another in the ride section(s) at management's discretion. The conditions must be clearly explained in the ADS Omnibus.
- 226.2 Up to two grooms or attendants may assist with unharnessing and saddling.
- 226.3 The judge may not request entries to be re-harnessed after performing under saddle.
- 226.4 The judge may allow vehicles to remain in the arena or request that they be removed. If vehicles are removed, additional attendants may enter the arena to assist. If allowed to remain in the arena, a groom is permitted to attend the vehicle and wheel horse in a sporting tandem class.
- 226.5 In combination hunter and sporting tandem classes, jumps must be adjusted for horses and ponies, regardless of whether they are competing separately or one against the other. Ponies jump 2'-2'6" and horses 2'6"-3'. (See [Article 14 Classification by Size](#))
- 226.6 Riders must be provided a practice jump prior to any class in which jumping is required. A diagram of the course must be posted at least one hour before class time.

SECTION B. CLASS CONDITIONS

Article 227 Drive and Ride

Single horse to be shown in two concurrent sections. In Harness: To be shown to a suitable pleasure driving vehicle, both ways of the arena at a walk, slow trot, working trot, and strong trot. To stand quietly and to rein back.

- 227.1 Under Saddle: option a or b below must be published in the ADS Omnibus.
 - a. W/T/C: To be shown both ways of the arena at a walk, trot (or jog), and canter (or lope).
 - b. W/T: To be shown both ways of the arena at a walk and trot (or jog) only.
 Common to both options: To stand quietly in the lineup and to rein back.
- 227.2 To be judged:
 - 50% on performance, manners, way of going and suitability in harness.
 - 50% on performance, manners, and way of going under saddle.

Article 228 Combination Hunter

A Single horse entry to be shown in two or three successive sections:

- 228.1 In Harness: To be shown to a suitable pleasure driving vehicle, both ways of the arena at a walk, slow trot, working trot, and strong trot. To stand quietly and to rein back.
- 228.2 Under Saddle: To be shown under saddle both ways of the arena at a walk, trot, canter, and hand gallop. To stand quietly and to rein back. Additional tests may include mounting and dismounting, opening a gate, etc.
- 228.3 Over Fences: To be shown over a course of no more than four fences (combinations are not permitted). Protective headgear must be worn (see [GR-2.11](#)).

228.4 To be judged:

- 40% on performance, manners, way of going and suitability in harness.
- 30% on performance, manners and way of going under saddle.
- 30% on hunting performance over fences.

Show organizers may omit the Under Saddle section, in which case the following percentages apply:

- 50% on performance, manners, way of going and suitability in harness.
- 50% on hunting performance over fences.

Article 229 Sporting Tandem

In Sporting Tandem classes, the leader and wheel horse need not be matched as to color, size, way of going or breed.

To be shown in two successive sections:

- 229.1 In Harness: To be shown to a suitable tandem vehicle with leader wearing a hunting saddle, hunting bridle and breast collar. To be shown both ways of the arena at a walk, slow trot, working trot and strong trot. When the wheel horse is performing the required trot gaits, the leader may be allowed to canter. To stand quietly, and to rein back. Entries may be asked individually to execute a figure of eight.
- 229.2 Under Saddle: The leader to be shown under saddle both ways of the arena at a walk, trot, canter, and hand gallop. To stand quietly and to rein back. Entries may be asked individually to jump two fences. Protective headgear must be worn (see [GR-2.11](#)).
- 229.3 To be judged:
- 60% on performance, manners and way of going in harness.
 - 40% on performance, manners and way of going under saddle.

Chapter 6 – Class Specifications: Specialty Classes**Article 230 Concours d'Elegance**

230.1 The class may be judged:

- As a separate class
- In conjunction with a specific class or classes as designated by the organizer.
- By overall impression throughout the competition

Whichever method is to be used, it must be clearly explained in the ADS Omnibus.

- 230.2 The entry fee for the class remains the option of the management, however, if the class is judged on an overall impression throughout the competition, it is recommended that no entry fee be charged and all participants be eligible.
- 230.3 Management may invite a local dignitary or celebrity to act as an honorary judge, and an ADS licensed judge may also be in the ring.
- 230.4 The essence of the competition is the word "Elegance." The winner will be the turnout which, in the opinion of the judge, presents the most elegant effect. This will include vehicle, harness, appointments, horse(s), driver, passengers, grooms, etc., but above all, general impression is most important. Vehicle and harness may be inspected to ensure thoughtful restoration and careful maintenance. Attention will be paid to the personal appearance of the driver, grooms, and passengers as it contributes to the overall picture. Period costumes are definitely prohibited, unless otherwise stated in the ADS Omnibus. Performance will not be judged unless it detracts from the elegance of the turnout.

Article 231 Carriage Dog Class

- 231.1 Judged primarily on suitability of the dog to serve as a companion (maximum one dog per vehicle). To be judged both ways in the arena at a walk, slow trot and working trot.
- The dog must be standing, lying down or seated.
 - The dog must be under control at all times.
 - The dog must not be led on the ground from the vehicle or be restrained by being tied to the vehicle, driver or passenger.
 - The driver should not hold the dog, and the dog should not interfere with the driver in any way.
- 231.2 The dog may be of any breed.
- 231.3 To be judged
- 60% on the suitability of the dog to serve as a companion.
 - 30% on the performance, manners and way of going of the horse(s)
 - 10% on the overall impression of the turnout, including the dog.
 - Entries with a dog clearly not under control may be eliminated.
- 231.4 As a variation, the spectators, in the form of applause, may judge this class. The judge would stand behind each entry and raise a hand, asking the spectators to respond. If this method of judging is to be used, it must be so stated in the ADS Omnibus.

Article 232 Picnic Class

- 232.1 A picnic appropriate to the turnout and number of participants must be carried on the vehicle. All picnic participants must be on the carriage during the ring section of the class and be present in the staging section.
- 232.2 A class in two sections: a performance section and a staging section. Percentages may be adjusted by the Organizer, provided the percentages are published in the ADS Omnibus.
- Performance section – 25%
 - To be judged both ways of the ring at a walk, slow trot and working trot. Not to be asked for a strong trot. Park gaits (see Article 210.11) may be used if specified in the ADS Omnibus. May be asked to rein back. To stand quietly in the lineup.
 - To be judged on performance, manners, overall impression.
 - Staging section – 75%
 - At the conclusion of the ring section, competitors will be directed to the staging area to unhitch and set up a picnic. Horses to be taken to the stable area. The picnic will then be judged as part of the class. Staging area may include tables and chairs for use by each turnout.
 - To be judged on quality of picnic presentation.

Chapter 7 – Class Specifications: Pleasure Obstacle Driving

SECTION A. INTRODUCTION AND GENERAL RULES

Article 233 Attire

Drivers should dress appropriately when competing in any Pleasure Driving class, including obstacles. This should be show attire unless otherwise specified in the ADS Omnibus or by a judge at a show. (See [Art. 207.](#))

Article 234 Participation

- 234.1 A horse may not be entered more than once in the same obstacle class, except as part of a pair or multiple.
- 234.2 A groom/passenger may compete as a driver on the same course.
- 234.5 For Schooling entries, see [Art. 236](#).

Article 235 Course Walk

- 235.1 Drivers must be allowed time to walk the course prior to the start of a class and to inspect each obstacle.
- 235.2 Only officials and the Organizer may alter or work on any part of the course. If any athlete or person associated with him alters the course in any way, the athlete will be disqualified.

Article 236 Schooling

- 236.1 A practice obstacle must be provided for use in a specified area. Times for the use of the area may be controlled by management.
- 236.2 Unless expressly permitted by the Organizer, driving, leading, or riding horses on any course used for competition at any time prior to the competition without permission from the Organizer is prohibited. Failure to comply incurs elimination from any class using that course.
- 236.3 Within any division, schooling entries may be allowed at the discretion of the Organizer as published in the ADS Omnibus. These entries are not eligible for competition and will receive no score or placing in any class. At the discretion of the organizer, a horse and/or driver may drive as a Schooling Entry on the same courses used in competition after they have competed on those courses.

Article 237 The Course

See [Appendix PD-B. Example of Obstacles](#) on the ADS website.

- 237.1 The course may consist of Start and Finish markers, decorative materials and driveable obstacles consisting of number markers and paired cones or other materials such as rails, fence panels, barrels, etc. Cone pairs may be numbered with markers placed on the cones.
- 237.2 Unless otherwise specified in class rules, each obstacle on a prescribed course must be numbered consecutively and marked red on the right, white on the left (exceptions, Scurry Obstacles, Pick Your Route Obstacles and Gambler's Choice Obstacles classes). In Reverse Psychology Obstacles, Double Jeopardy Obstacles classes, a different-colored set of numbers may be placed to indicate the required "reverse" course. Any obstacle that cannot be clearly marked, for example, a figure of eight or an obstacle that requires a reinback, must have a clearly drawn pattern explaining the correct entrance, exit and required path on the course diagram. Within courses that consist of numbered obstacles, it is suggested that the number of an obstacle should be visible from the obstacle before it; i.e., #3 from #2. Only in Gambler's Choice Obstacles classes are point values displayed.
- 237.3 Obstacles requiring a halt or a reinback are not permitted except in a Gambler's Choice Obstacles class.
- 237.4 When a disturbance or dislodgement occurs at a complicated obstacle (figure of eight, U-turn, L-turn, etc.), the intended pattern must be completed as closely as the disturbance or dislodgement will allow or the obstacle will be considered driven incorrectly and scored under the rules for each specific class.
- 237.5 A course diagram and applicable time allowed must be posted at least two hours before the start of the class.
- 237.6 Start and finish lines for all obstacle courses should be a minimum of 3 meters wide.

Article 238 Width of Obstacles

- 238.1 The track width is measured at ground level on the widest track width of the vehicle. An allowance may be added for pair or multiple horses that are wider than the wheel width of the vehicle.
- 238.2 Clearances
- Suggested obstacle clearances:
 - Classes emphasizing precision20-25 cm
 - Classes emphasizing speed30-40 cm
 - Four-in-hand classes40-50 cm
 - Junior, Maiden, Novice and Limit classes may benefit from wider clearances.
 - For classes that emphasize speed, it may suit local conditions to use one wide clearance for all entries, such as 200 cm.
- 238.3 Following are minimum clearances for multiple obstacles:
- L-shaped obstacle 3.6 m
 - U-shaped obstacle.....3.6 m & 4.5 m out
- 238.4 The metric conversion chart shown below is given as a guide for the use of management and/or course designer. In this way, either system of measuring can be used depending on the equipment available.

Metric Conversion Chart

WHEN YOU KNOW	MULTIPLY BY	TO FIND
Hands	4	Inches
Inches	2.54	Centimeters
Centimeters	0.3937	Inches
Yards	0.9	Meters
Meters	3.281	Feet
Feet	0.3048	Meters
Miles	1.609	Kilometers
Kilometers	0.6214	Miles

Article 239 Measurement of Obstacles

- 239.1 For “traffic cones,” adjustment is made as follows:
- The track width of each vehicle should be taken at the ground on the widest pair of wheels. The allowance is added and the cones aligned and adjusted from corner to corner. (See illustration below.) This allows the greatest distance between the corner of the base and the upright portion of the cone. The taper of the cone provides clearance for normal hubs or whiffle trees or splinter bars.
 - If a whiffle tree or splinter bar or the wheel hubs proves to be too wide for this arrangement, the cones must be adjusted using the widest measurement plus the appropriate allowance, measured at a height on the cone at the same height that the widest part is above the ground. (See illustration below.)

- 239.2 On cones with perpendicular sides, adjustment for the widest part of the vehicle at the highest part of the cone may be made.

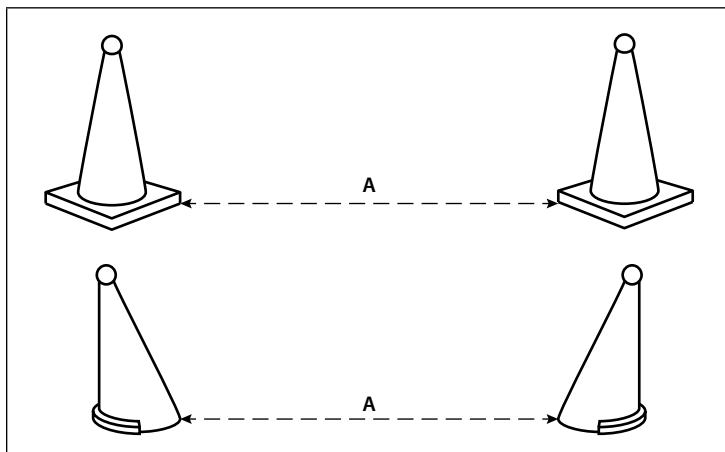


Illustration of Cones

- 239.3 It is the responsibility of the Technical Delegate to ensure that each set of markers is properly adjusted.

Article 240 Time Allowed

- 240.1 The Time Allowed is calculated by dividing the course measurement by the set speed for each class. A driveable line from obstacle to obstacle should be followed when determining the course length.
- 240.2 Suggested Speeds

SUGGESTED SPEEDS FOR CALCULATION OF OBSTACLE COURSE TIME ALLOWED	
Singles and pairs (VSE)	180 meters per min.
Singles	220 meters per min.
Pairs	220 meters per min.
Tandem and Four-in-hand Horses	200 meters per min.
Tandem and Four-in-hand Ponies	190 meters per min.
Tandem and Four-in-hand VSE	170 meters per min.

- 240.3 Time Limits are twice the Time Allowed.
- 240.4 Any obstacle class in which placings are decided using a total time does not require calculating a "time allowed." A time limit may be set at management's discretion, allowing a reasonably easy speed required to complete the course, keeping in mind the tightness of turns and limitations of the arena.

Article 241 Timing

- 241.1 Timing with Stopwatches – Time is taken from the moment the first horse's nose crosses the starting line until the first horse's nose crosses the finish line, except where indicated in class specifications, i.e., Fault and Out, Progressive, etc.
- 241.2 Timing with Electronic Timers – time is taken from the moment the photo cell beam is broken (by the first part of the turnout to reach the starting line) until the beam is broken at the finish.

- 241.3 Timing a Stop – If it becomes necessary to stop a competitor for any reason (marker blown over, unauthorized animal or person on course, etc.) a signal will be given and time stopped. The driver will be allowed to go back far enough to regain momentum and wait. A signal will be given when the driver must resume the course. The timing watch will be restarted when the competitor reaches the point at which time was stopped.
- 241.4 Course time must be recorded manually or electronically to the hundredths of a second.

Article 242 Disobedience

Disobediences are penalized as stated in the individual class specifications. They are defined as follows:

- 242.1 A run-out is defined as evading an obstacle to be driven or the start/finish line.
- 242.2 A refusal is defined as stopping and stepping back or sideways before an obstacle
- Stopping in front of an obstacle without dislodging it and without backing up followed immediately by driving cleanly through is not penalized.
 - If the halt is prolonged or if the horse backs even a single step voluntarily or not, a refusal is incurred.
 - If, in the commission of the refusal, any part of an obstacle is disturbed and class specifications require repair or resetting, the procedure outlined in will apply.

Article 243 Off-Course

- 243.1 Unless otherwise specified in individual class rules, a driver is off-course if:
- a required obstacle is not driven
 - the start or finish line is not driven
 - an obstacle is driven in reverse direction, out of sequence or driven twice
 - the start or finish line is driven in reverse direction, out of sequence or driven twice
 - the entire turnout (all horses and all wheels of the vehicle) fails to pass through the obstacle or the start/finish markers
 - an entry disturbs any part of an obstacle out of its driving sequence

Article 244 Ties in Placing

- 244.1 Unless otherwise specified in individual class rules:
- Low total time basis – For classes determined on a low total time basis, the competitor with the lowest course fault total will be placed ahead of competitor with higher course fault totals.
 - Low fault basis – For classes determined on a low fault basis, the competitor with the fastest time will be placed ahead of the competitor with a slower time.
 - High-point basis – For classes determined on a high-point basis, the competitor with the fastest time will be placed ahead of the competitor with a slower time.

In either case, if ties still remain, ties may remain or be resolved by the flip of a coin or a drive-off at the discretion of the judge in consultation with the organizer.

- 244.2 If two entries under the same ownership are tied, the owner may designate the order of finish.
- 244.3 Any competitor who advises the judge that he will not participate in a drive-off must be placed last of the competitors in that drive-off. Should more than one of the tied competitors elect not to participate, all those not participating remain tied among themselves. Should there be only one remaining competitor, he is required to attempt at least the first obstacle in order to be placed first in the drive-off.
- 244.4 Except in the Fault-and-Out Obstacles class, when two or more competitors incur elimination during a drive-off, they remain tied regardless of the cause of elimination or point at which it occurred. A competitor who voluntarily withdraws must always be placed after a competitor who has been eliminated in the same drive-off.

SECTION B. OBSTACLE DRIVING CLASS CONDITIONS

Article 245 Salute

No salute is required before competing in any Obstacle Driving Class.

Article 246 Penalties

Unless otherwise specified, these penalties will apply to all Obstacle classes. Additional penalties will apply as specified in individual class rules. (See [Art. 211 Break in Gaits](#)).

PLEASURE DRIVING OBSTACLE PENALTIES		
Knocking over start or finish marker		5 seconds/4 faults
Knocking down or dislodging obstacle		5 seconds/1 fault
Break to canter	1st break to canter 2nd break to canter 3rd break to canter 4th break to canter Prolonged canter	5 seconds/5 faults 5 seconds/5 faults 5 seconds/5 faults Elimination Elimination
Disobedience or groom(s) dismounting (cumulative over course)	1st incident 2nd incident 3rd incident	5 seconds/3 faults 10 seconds/6 faults Elimination
Starting before signal		Elimination
Failure to cross starting line within one minute of signal		Elimination
Off-course		Elimination
Outside assistance		Elimination
Failure to carry whip in hand at all times while driving (Art. 207.2)		Elimination
Use of a tie-down or overcheck		Elimination
Breakage of harness or vehicle		Elimination
Exceeding time limit (twice time allowed)		Elimination
Entries that overturn		Elimination
Failure of entire entry to pass through start or finish markers		Elimination

Article 247 Timed Obstacles

- 247.1 To be driven over a prescribed course of obstacles. The number of obstacles to be proportionate to the dimensions of the driving area. Not to exceed 20 obstacles.
- 247.2 After passing the starting line, the driver proceeds through each obstacle in order to the designated finish line.
- 247.3 Course faults are assessed as penalty seconds and are added to the driver's elapsed time. Placings are determined on a low total time basis.

Article 248 Specialty Time Competitions**248.1 Scurry Obstacle**

- To be driven over a course of unnumbered obstacles consisting of cones and balls, not to exceed 10 obstacles.
- After passing through the Start markers from any direction, the driver proceeds through each obstacle from any direction, in any order. Each obstacle must be driven once. Upon completion of the course, the driver must pass through the Finish markers from any direction, where time will be taken.
- Refusals and run-outs will not be penalized.
- Course faults will be scored as penalty seconds and added to the driver's elapsed time. Placings will be determined on a low total time basis. Ties for first place will be broken by a drive-off, unless otherwise stated in the ADS Omnibus.

248.2 Town and Country Obstacles

Same rules as [Art. 247 Timed Obstacles](#) with the following exceptions: Obstacles are set at 2.0m for all competitors. At least 30% of the obstacles must not be a pair of cones, but instead an obstacle that could be encountered while out driving through town or country; i.e., mailbox and cones, trash barrel and cone, flagpole and a cone, fence section and cone, bridge, poles set like guardrails, wood piles, artificial animals (these should be set at a distance from a pair of cones to avoid frightening animals).

248.3 Double Jeopardy Obstacles

- a. To be driven over a prescribed course of obstacles (paired markers) by an entry with two drivers. 8-10 obstacles are recommended as a course length, but the number may be adjusted to be proportionate to the dimensions of the driving area.
- b. After passing through the Start markers, the first driver proceeds through each obstacle and through the designated Finish markers, where time is stopped. After coming to a halt, the reins and whip are transferred to the second driver. Only after there is complete control of the reins and whip may the second driver proceed as follows: Beginning with the designated Start markers, the time is continued for the reverse course, continuing through the obstacles in reverse order and in the reverse direction and through the designated Finish markers for the reverse course. It is recommended that a different colored set of numbers be placed to indicate the required “reverse” course.
- c. Failure to come to a halt before the exchange of reins and whip will incur elimination.
- d. Course faults are as listed in [Art. 246 Penalties](#). Course faults are scored as penalty seconds and are added to the driver's elapsed time. Placings are determined on a low total time basis.
- e. Entries may be stopped by a signal from the judge before driving through the designated Start markers for the reverse course to allow dislodged/disturbed obstacles to be rebuilt. See [Art. 241.2 Timing A Stop](#).

248.4 Reverse Psychology Obstacles

- a. To be driven over a prescribed course of obstacles (paired markers). 8-10 obstacles are recommended as a course length, but the number may be adjusted to be proportionate to the dimensions of the driving area.
- b. After passing through the Start markers, all the obstacles must be driven in the correct sequence. After completing the highest-numbered obstacle, the driver will then turn and drive that obstacle in the reverse direction and continue to drive all the remaining obstacles in reverse order and in the reverse direction and through the Finish markers where timing will stop.
- c. Course faults are as listed in [Art. 246 Penalties](#). Course faults are scored as penalty seconds and are added to the driver's elapsed time. Placings are determined on a low total time basis.
- d. Entries may be stopped by a signal from the judge after completing the highest-numbered obstacle to allow dislodged/disturbed obstacles to be rebuilt.

248.5 Pick Your Route Obstacles

- a. To be driven over a course of obstacles (paired markers) with no set route. The number of obstacles to be proportionate to the dimensions of the driving area. Not to exceed 20 obstacles.
- b. Typically, obstacles in this type of class are not measured for each entry but are set at 200 cm at the start of the competition, and only reset in the event of a knockdown.
- c. After passing through the Start markers, the driver proceeds through each obstacle to the designated Finish markers, choosing his own route. Each obstacle and the start and finish lines may be driven from either direction. Driving an obstacle more than once or through the Start/Finish lines out of sequence will be considered off course.
- d. Course faults are listed in [Art. 246 Penalties](#). Course faults are scored as penalty seconds and are added to the driver's elapsed time. Placings are determined on a low total time basis.

248.6 Your Route/My Route Obstacles

- a. To be driven over a course of 10 numbered obstacles.
- b. The suggested minimum obstacle clearance is 200 cm for paired markers and a minimum of 3.6 m for multiple obstacles such as “L” and “U” shapes.
- c. Your route: After passing through the start markers, the driver drives through all 10 obstacles in the correct sequence and direction.
- d. My route: After completing the #10 obstacle, the competitor will continue, without passing through the Start/Finish markers by driving all obstacles a second time in any sequence and in either direction. Time will be taken when passing through the Finish markers in either direction.
- e. Entries may be stopped by a signal from the judge after completing the #10 obstacle to allow dislodged/disturbed obstacles to be rebuilt. See [Art. PD-246](#).
- f. Course faults are assessed as penalty seconds and are added to the driver's elapsed time. Placings are determined on a low total time basis. Ties for first may be decided by a drive-off (unless otherwise stated in the ADS Omnibus).

Article 249**249.1 Fault and Out Obstacles**

- a. A timed course of numbered obstacles to be driven at the trot. The number of obstacles to be proportionate to the dimensions of the driving area and not to exceed 10 obstacles.
- b. After passing through the Start markers, the driver proceeds through each consecutively numbered obstacle, in order, until the allowed time expires (suggested time, 90 seconds to two minutes), or until an obstacle is dislodged or a disobedience occurs.
- c. If all the obstacles are driven cleanly before the allowed time expires, the driver will begin the course again, starting with obstacle #1, without having to pass through the Start markers.
- d. Passing through the Start markers more than once is not considered “off course” and is not penalized.
- e. Two points will be scored for each obstacle cleared before the allowed time expires, a disobedience occurs or an obstacle is dislodged.
- f. When the allowed time expires, a disobedience occurs or an obstacle is dislodged, a signal will be given. The driver then proceeds through the next consecutively numbered obstacle. The time will be taken when the rear axle clears this obstacle. If that obstacle is cleared, one point is scored. If it is dislodged, no points for that dislodged obstacle are scored, but the time is still taken.
- g. The score of a driver who fails to drive the next consecutively numbered obstacle after the whistle is blown counts, up to the point where the signal is given, but the competitor must be placed after those with an equal score and time.
- h. Placings will be determined by the greatest number of points.

249.2 Progressive Obstacles

- a. To be driven at the trot over a course of six numbered obstacles which will be adjusted to the following clearances: #1 – 51cm, #2 – 41cm, #3 – 30cm, #4 – 20cm, #5 – 10cm, #6 – 5cm.
- b. After passing the starting line, the entry proceeds through each obstacle, in order, until finishing the course or dislodging an obstacle.
- c. Scoring
 - Time to be recorded when the rear axle clears the last obstacle. Points accumulated to that point count.
 - Time to be recorded when an obstacle is dislodged or when the rear axle clears Obstacle #6. Points accumulated to that point count.

- For a disobedience or for going off course, points accumulated to that point count; however, no time will be recorded.
- Two points given for each set of obstacles cleared. No points given for dislodged obstacles.
- Placings determined on a high-point basis. Placings determined by points in descending order, with ties for points broken by fastest time.
- Entries with accumulated points and no recorded time are placed after those with equal points and recorded times.

d. Penalties

PENALTIES	
Dislodging an obstacle	Accumulated points and time recorded to that point
Break in gait (to canter or walk)	Accumulated points and time recorded to that point
Disobedience	Accumulated points count, no time recorded
Off course.	Accumulated points count, no time recorded
Groom(s) dismounting.	Accumulated points count, no time recorded

249.3 Gambler's Choice Obstacles

- To be driven over a course of unnumbered obstacles, each carrying a specific point value.
- Each driver has the same allowed time to negotiate as many obstacles as possible. Each obstacle is assigned a point value according to its degree of difficulty and each driver tries to amass as high a score as possible within the time allowed.
- After passing through the Start markers, the driver may drive through the obstacles, in any order, from any direction. Each obstacle may be driven twice, but not in succession. If driven a third time, no points will be awarded.
- No obstacle may be redriven once it has been disturbed. (Exception: obstacles which are designed to be knocked down.)
- No points will be awarded for an incorrectly driven obstacle. If the obstacle is incorrectly driven, but not disturbed, it may be attempted again.
- If a horse should refuse or run out at an obstacle without disturbing it, the driver may elect not to attempt it and may drive to another obstacle without penalty. The obstacle may be attempted later. If it is correctly driven the appropriate points will be recorded.
- A signal will sound at the end of the allowed time and the driver must then exit through the Finish markers where the total time on the course will be recorded.
- If the signal sounds when the competitor is committed to an obstacle, the competitor may complete the obstacle and receive the appropriate points, then proceed through the finish markers for total time to be recorded. Whether or not the competitor was committed to the last obstacle at the signal will be left to the discretion of the judge.
- Dislodging a start or finish marker will incur a penalty of 5% of the total points accumulated by the entry.
- Break to canter will be penalized as follows (incident penalties are cumulative):
 - 1st incident = 5% of total points accumulated
 - 2nd incident = an additional 5% of total points accumulated
 - 3rd incident = an additional 5% of total points accumulated
 - 4th incident = elimination

Article 250 Fault Competitions

250.1

- Penalties for Fault Competitions, see Art 246
- Time allowed is to be calculated, as per Art 240

- c. Time will decide ties for those with equal fault totals.
- d. Placings will be determined on a low-fault basis (i.e., those with fewer faults finish ahead of those with more faults).
- e. Course faults and one fault for each commenced second over the Time Allowed are added together for a total score.

250.2 Cross Country Obstacles

- a. To be driven over a prescribed course of natural and/or artificial obstacles designed to simulate those that might be encountered on a country drive (i.e., bridges, water, log pile, farm animal pens, etc.) Obstacles should be designed to be easily driven and are not to simulate Combined Driving Obstacles. Obstacles must be clearly numbered.
- b. The suggested length of course is approximately 1 kilometer. Should the course design not allow judges to be able to see the entire course while judging, organizers may position spotters to observe and record course violations to be submitted to an event official for final scoring, and spotters will also serve as observers for safety during this class. Spotters should be able to communicate with an event official during the class.
- c. After passing through the Start markers, the driver proceeds through each obstacle, in order, keeping within the limits of the designated course markers and passing through the designated Finish markers.
 - Placings will be determined on a low fault basis (i.e., those with fewer faults finish ahead of those with more faults).
 - Course faults and one fault for each commenced second over the Time Allowed are added together for a total score.
 - The Time Allowed is to be calculated as per [Art. 240](#).
 - Time will decide ties for those with equal fault totals.
- d. Penalties

PENALTIES FOR CROSS COUNTRY FAULT COMPETITION		
Exceeding time allowed (every commenced second)		1 fault
Knocking down or dislodging obstacle or course marker		4 faults
Break in gait to canter	1st break to canter 2nd break to canter 3rd break to canter 4th break to canter	5 faults 5 faults 5 faults Elimination
Prolonged canter		Elimination
Disobedience or groom(s) dismounting anywhere on course (cumulative over course)	1st incident 2nd incident 3rd incident	3 faults 6 faults Elimination

250.3 Fault Obstacle

- a. To be driven over a prescribed course of numbered obstacles. The number of obstacles to be proportionate to the dimensions of the driving area. Not to exceed 20 obstacles.
- b. As this class should be considered a test of precision driving, it is suggested that the obstacles be set at minimum allowances if the level of competition warrants.
- c. After passing through the Start line, the driver proceeds through each obstacle in order and through the Finish line.

250.4 Pleasure Driving Combined Test

The score for any ADS Dressage Test may be combined with the score for a Fault Obstacle class (250.3) for the scoring of a Pleasure Driving Combined Test.

- a. The Dressage Test - requires a judge with an ADS Dressage License or an ADS Combined Driving License.

- b. The Fault Obstacle Class - requires a judge with an ADS Pleasure Driving license or a competition knowledgeable person for classes with fewer than 30 entries.
- c. Unless otherwise published in the Omnibus, the same vehicle is to be used in Dressage and Cones.
- d. Width of Cones Obstacles - see Article 238.2 & 238.3
- e. Ties in Pleasure Combined Test determined by Dressage score.

Chapter 8 – Class Specifications for Pleasure Drives

SECTION A. GENERAL RULES

Article 251 General

- 251.1 In any Pleasure Drive, all horse classes should start first followed by all pony classes.
- 251.2 On the course, repairs to the vehicle or harness may be made only by personnel actually riding on the vehicle. Outside assistance will incur elimination.
- 251.3 It is recommended that competitors be excused after completing the Pleasure Drive and that awards be presented later in the competition.
- 251.4 Dress should conform to [Art. 11 Dress of Driver and Passengers](#) and [Art. 207 Turnout](#) unless otherwise specified in the ADS Omnibus.
- 251.5 All rules of the road should be observed unless designated officials direct otherwise.

Article 252 Course

- 252.1 Pleasure Drive courses must be carefully measured and the times accurately calculated.
- 252.2 All Start and Finish lines on the course must be clearly marked.
- 252.3 An accurate map indicating all pertinent course markings and directional changes and a listing of times allowed for each section must be made available to drivers prior to the opening of the course for inspection. A map and order of starting should be posted at least two hours before the start of the class.
- 252.4 Management has the choice of opening the course for inspection or running the Pleasure Drive “blind” (without course inspections). The option chosen must be clearly stated in the ADS Omnibus. If inspections are to be allowed, the times when the course will be open for inspection must be stated in the Omnibus. No change in any part of a Pleasure Drive (course or time allowed) may be made after the posted inspection time without notifying every competitor.
- 252.5 It is recommended that Pleasure Drive courses over 10 kilometers include a 5- to 10-minute rest stop.
- 252.6 A briefing meeting prior to the start is helpful to clarify any local conditions that might affect the competitor's performance.

Article 253 Timing

- 253.1 The timing method must be clearly explained in the ADS Omnibus.
- 253.2 The course designer should take into consideration the terrain and road and path surfaces when calculating times allowed. It is the responsibility of the technical delegate to make adjustments when weather conditions dictate.

- 253.3 Suggested speeds are 14 kph for horses, 12 kph for Large ponies, 11 kph for Small ponies, and 9 kph for VSEs.

Article 254 Observers on Course

- 254.1 The judge may, at his discretion, appoint assistants to be placed at strategic spots on the pleasure drive course to officially observe and mark traffic or other course violations. Each observer's marked card must be submitted to the judge for final scoring.
- 254.2 In a walk section, official observers should be placed where the entire section may be easily seen in order to score breaks. It is recommended that there be a minimum of one observer for each 100-yard increment. Each observer must submit a marked card for his assigned area recording the number of breaks of gait for each competitor.

Article 255 Spares

- 255.1 Spares must be carried on each vehicle during a pleasure drive. They are as follows:

Wheel wrench to fit axle nuts	Knife
Length of rawhide, string or wire	Leather punch
Rein splice or spare rein	Screwdriver
Trace splice or spare trace	Pliers
Hame strap (if appropriate)	Small hammer
Halter and lead shank per horse	Hoof pick

- 255.2 One penalty point will be assessed for each item omitted. Complete omission of spares will receive 20 penalty points. Spares must be checked prior to the start of the Pleasure Drive. To insure that each vehicle actually carries the required spares, provision for random recheck at either the rest stop or immediately following the drive may be made (if explained in the ADS Omnibus).

Article 256 Pleasure Drive Participation

- 256.1 If scheduling permits and except for courses that are to be driven without prior inspection:
A driver may compete more than once in a Pleasure Drive class.
A groom/passenger with one entry may compete as a driver with another entry.
A driver with one entry may compete as a groom/passenger with another entry.
- 256.2 A horse may not compete in more than one Pleasure Drive per competition day unless appropriate conditions exist and approval for all horses to do so is given by the Technical Delegate.
- 256.3 Grooms may not stand behind the driver. If the vehicle does not permit the groom to sit behind the driver, permission must be obtained to allow the groom to sit beside the driver.

Article 257 Pleasure Drive Penalties

Unless otherwise specified in class description, the following penalties apply to all Pleasure Drives. Additional penalties apply as per class descriptions.

PLEASURE DRIVE PENALTIES	
Spares: each item omitted	1 penalty point
Spares: complete omission	20 penalty points
Starting before the signal	Elimination
Failure to cross Start or Finish line	Elimination
Failure to cross Start line within one minute	Elimination
Off course	Elimination
Exceeding time limit (2 x time allowed)	Elimination
Outside assistance (other than a navigator/groom indicating the route.)	Elimination
Failure to carry a whip in hand at all times while driving	Elimination
Use of a tie-down or overcheck	Elimination
Racing or otherwise endangering another vehicle or spectator	Elimination
Deviating from a direct route, stopping or walking to achieve correct times	Elimination
Entries that overturn	Elimination
Failure of entire entry to pass through start or finish markers	Elimination
Failure to complete the course	Elimination
Prolonged canter or gallop	Elimination

SECTION B. CLASS CONDITIONS**Article 258 Pleasure Drive – Turnout**

Purpose: To give drivers the opportunity to turn out in their finest while competing in a Pleasure Drive.

- 258.1 Preliminary Judging: At the beginning of the class drivers will be observed by the judge in a ring at a walk, slow trot, working trot and strong trot. Horses will be asked to halt and rein back. At the judge's discretion, entries need only work one direction of the ring.
- 258.2 Pleasure Drive Course: At the conclusion of the preliminary judging, each class will be sent out on course (order of go and timing to be at management's discretion). Drivers are encouraged to carry a groom/navigator who may assist in pointing out the route, but may not handle the reins, whip, or brake. The designated course may be of any length with no time limit. Care should be taken in designing the course to consider the antique vehicle, and smooth tracks should be utilized when possible. The recommended gait is a trot, but the competitor may walk at his pleasure. Cantering is not permitted. Rules of the road must be obeyed, unless a uniformed police officer directs otherwise. Fitness may be checked at the conclusion of the drive by a veterinarian or, in his absence, by the judge and may be considered accordingly.
- 258.3 Final Judging: At the conclusion of the Pleasure Drive, entries may again be observed by the judge in a ring. The judge may, at his discretion, ask entries to work only one direction of the ring. If the judge decides to work horses in one direction only in the Preliminary or Final phases of the class, it is recommended that they work one direction at the beginning of the class and the other direction at the end.
- 258.4 Judging:
- 50% on overall impression and
 - 50% on way of going.

Suitability of each entry as a pleasure to drive.

The following aspects will also be considered toward the overall impression:

- Horse – manners, way of going, condition, appropriateness and grooming.
- Harness – condition, appropriateness and cleanliness.
- Vehicle – condition, appropriateness and cleanliness.
- Driver – driving skills, posture, appropriateness and neatness of attire.

Article 259 Pleasure Drive – Timed

Purpose: To allow the driver to compete against ideal time at both the walk and the trot. Simulated obstacles, not timed, may be added.

- 259.1 To be driven over a prescribed, measured course of any length (suggested length 5-10 kilometers), comprised of two sections – a trot section followed by a walk section. Each section will be scored independently on a penalty point basis.
- 259.2 Time Allowed in the trot section is calculated from the distance and required speed. Minimum Time will be 2 minutes less than the time allowed.
- 259.3 A “Buffer Zone” must be placed between the finish of the trot section and the start of the walk section to allow for the change in gait. The recommended distance is approximately 50m.
- 259.4 The walk section of the timed Pleasure Drive should be 200-500 yards (200-500m) in length (400m recommended). Time Allowed in the walk section is calculated from the distance and required speed. Suggested speeds are 6 kph for horses, 5 kph for ponies. There is no Minimum Time in the walk section.
- 259.5 Obstacles may be added by management; however, it is encouraged that such obstacles be designed to promote safe driving while adding to the challenge of the event. Drivable openings in obstacles should not be less than 2.5 meters wide and “escape routes” are encouraged. A maximum of four obstacles is allowed.
- 259.6 Obstacles are considered part of the course and are not timed, but must be driven correctly or the driver will be eliminated. Up to four lettered gates (pair of red and white markers) should be placed in the obstacle to lead the driver through. Gates must be driven in consecutive order. Once driven, a gate is considered “dead” and may be driven in any manner to get to the next gate.
- 259.7 Vet Check: If a veterinarian is available for the cross country, he must be at the finish. All horses should be observed as they pass over the finish line. Whether or not a physical check is made is left up to the veterinarian and management, but if one is planned, all horses must be checked at the same time interval (i.e., 10 minutes after finishing). Competitors should be encouraged to cool their horses during this time. Management should provide water for drinking and washing down. Any horse that does not complete the course in good form, in the opinion of the veterinarian, will be penalized 10 points and so advised. In the absence of the veterinarian, the judge may assess the vet penalties for any horses in obvious distress.
- 259.8 Scoring: There is no penalty for arriving at the finish between the Minimum Time and Time Allowed.
- 1 penalty per second under the Minimum Time
 - 2 penalties per second over the Time Allowed
- 259.9 Ties: The judge determines the winner by selecting the horse most suitable to provide a pleasant drive. No entry which has received vet penalties may be placed over entries with no penalties.
- 259.10 Five penalties for each break in gait for 1st, 2nd and 3rd incidents, 4th incident incurs Elimination.

Article 260 Pleasure Drive – Pace

Purpose: To test the driver on his skill in negotiating a cross-country drive at a prescribed pace (similar to a hunter pace).

- 260.1 To be driven over a marked course of any length (suggested length 5-10 km). The mid-point of the course is marked with a “half-way” marker.

- 260.2 Drivers are given the distance of the course and the speed they are to drive and they must try to come to the finish line exactly on time.
- 260.3 Walk Section: Management has the option of adding a walk section near the midpoint, not to exceed 1 km. To be clearly marked with “walk” and “resume trot.”
- 260.4 Mandatory Trot: The last 1 km must be driven at the trot. The start of the trot is marked “mandatory trot.”
- 260.5 One penalty is assessed for each second too early or too late. Five penalties for each break in gait to a canter or gallop as defined in .
Walk section and mandatory trot sections: Five penalties for each break in gait as defined in for 1st, 2nd and 3rd breaks, 4th break is Elimination.
- 260.6 Vet Check: If a veterinarian is available for the cross country, he must be at the finish. All horses should be observed as they pass over the finish line. Whether or not a physical check is made is left up to the veterinarian and management, but if one is planned, all horses must be checked at the same time interval (i.e., 10 minutes after finishing). Competitors should be encouraged to cool their horses during this time. Management should provide water for drinking and washing down. Any horse that does not complete the course in good form, in the opinion of the veterinarian, will be penalized 10 points and so advised. In the absence of the veterinarian, the judge may assess the vet penalties for any horses in obvious distress.
- 260.7 Ties: In the event of a tie, the judge determines the winner by selecting the horse most suitable to provide a pleasant drive.
- 260.8 To be judged on how close the driver’s time comes to the ideal time.

Chapter 9 – Draft Equine Rules

Article 261 General Rules

- 261.1 All ADS General Rules and Rules for Pleasure Driving apply except as specified below.
- 261.2 Draft equines are eligible for all ADS Pleasure classes provided they otherwise meet the class criteria.
- 261.3 Classes or divisions may be divided at the discretion of the Organizer as published in the ADS Omnibus.

Article 262 The Horse

- 262.1 Type – The Draft equine has the overall body, bone, and hoof that presents a larger, heavier structure and form than that of light horses or light ponies. The Draft-type equine should give the impression of size and substance combined with a pleasant and mannerly behavior with balanced and powerful movement at all gaits. Each horse should present a picture of soundness, strength, sturdiness and a willingness to work.
- 262.2 Gaits – as described under [Art. 210](#).
Exception: Gaits may be limited to walk, slow trot, and working trot at the discretion of the Organizer as published in the ADS Omnibus.

Article 263 Turnout

- 263.1 Harness – should be clean, safe, correctly fitting, appropriate to the vehicle and otherwise comply with the ADS Rules.
 - a. A full noseband, a throatlatch, and brakes or breeching are required.
 - b. Check reins and martingales (except false martingales) are prohibited in Dressage and Obstacle classes. Failure to comply will incur elimination. For other classes, check reins and martingales may be appropriate turnout for certain vehicles. See [Appendix PD-C. Turnout and Appointments](#) on the ADS website.
 - c. Chain traces and heel chains are prohibited.
 - d. A full neck collar, breast collar or Scotch collar may be used consistent with specific class conditions and the turnout as a whole.
 - e. Rein splitters are not allowed in obstacle classes.

- 263.2 Vehicle – Any Pleasure Driving vehicle of suitable size and style for a Draft equine is allowed, such as, but not limited to, a wagonette, dog cart, country gig, or road cart. Individual class specifications may restrict certain vehicles. Unless specified in the class rules, farm-type vehicles are not permitted. See [Appendix PD-C. Turnout and Appointments](#) on the ADS website.
- 263.3 Feather, mane and tail – Draft equines may have thick, long feathering. Forelocks, manes and tails may be full and thick. Breeds may adhere to breed specific grooming/turnout practices with regard to trimming, roaching, braiding of manes and tails. No fixtures such as mane rolls or ribbons may be applied, except as specified in the ADS Omnibus.

Article 264 Dress

Gloves and a hat (or protective headgear) are required. Aprons are recommended but optional. A whip should be carried in the hand or on the vehicle at all times while driving.

Article 265 Class Conditions

- 265.1 Draft equine classes may be the same as listed in the Pleasure Rules.
- 265.2 Ladies and Juniors: In classes for ladies and juniors, when applicable, emphasis should be placed on manners and the suitability for being driven by a lady or junior.
- 265.3 Tandems: Lead horse tugs must be attached to the wheel horse's tugs behind the belly band or directly to the singletree. At no time must lead tugs be attached to the hames of the wheel horse.

Chapter 10 – Putting-To Classes

SECTION A. GENERAL RULES

Article 266 Introduction

This class is designed to test the skills and efficiency of the coaching team (driver, groom(s) and hostler). The conditions of the class simulate the custom of changing horses in a “yard,” but uses only one horse or team of horses.

Article 267 Course

- 267.1 The class should be conducted in an enclosed area. There will be a Start and Finish line, an unhitching/hitching box and a marker set some distance from the unhitching/hitching box.
- 267.2 The “unhitching/hitching box” is marked off with lime, chalk, sawdust or other appropriate material. The “box” must be large enough so that each type of entry competing in the class may stop the entire turnout within the enclosure.

Article 268 Turnout

Each turnout must comply with their entry type as specified below:

- 268.1 Four-in-hand/Unicorn – A driver, two grooms, a minimum of two passengers, one hostler to assist in the arena, four horses, and appropriate vehicle/harness.
- 268.2 Pair – A driver, one groom, a minimum of one passenger, one hostler to assist in the arena, the pair of horses and appropriate vehicle and harness.
- 268.3 Single or Tandem – A driver, one groom, one hostler to assist in the arena, the horse(s) and appropriate vehicle and harness.

The hostler may not enter the arena until the vehicle is completely within the unhitching area.

SECTION B. CLASS CONDITIONS

Article 269 Basic Format of Class

- 269.1 Upon entering the arena, the driver will drive through a set of starting markers, where timing will begin, and proceed to the unhitching area.
- 269.2 The entire turnout must be within the unhitching area, stopped, with grooms and passengers down before unhitching may begin. Passengers must dismount before the driver may leave the vehicle. The driver will dismount and remount from the off side.

- 269.3 The horses are unhitched by the driver, groom(s) and hostler.
- 269.4 After the horses are unhitched, the horse(s) must be led around the designated marker, brought back to the vehicle and rehitched properly to simulate changing teams.
- 269.5 When the horses are rehitched and the driver in place, the passengers and grooms remount and the turnout is driven across the finish line where time will be taken. Grooms may remount the vehicle as it moves off, but they must be seated as the coach crosses the finish line.
- 269.6 The driver is considered to be in place only after resuming his/her place on the box, properly attired, with lines and whip completely in hand.
- 269.7 Passengers may not assist in any way. They must dismount before any unhitching may begin and must remount only after the driver is in place.
- 269.8 Grooms must remain in complete livery when unhitching/rehitching.
- 269.9 The judge may inspect the turnout to be sure the horses have been rehitched properly.
- 269.10 The score is time elapsed plus penalties. The lowest score determines the placings.

Article 270 Sequence to Unhitch/Hitch – Four-in-hand, Unicorn

- 270.1 To Unhitch
 - Leaders – inside traces, outside traces, then reins.
 - Wheelers – loosen pole chains/straps, disconnect inside trace, outside trace, pole chains/straps and then coupling reins.
- 270.2 To Hitch
 - Wheelers – The coupling reins, pole chains/straps loosely, outside traces, inside traces, then tighten pole chains/straps.
 - Leaders – coupling reins, take reins back through terrets on wheelers, then do outside traces and inside traces.

Article 271 Sequence to Unhitch/Hitch – Pair

- 271.1 To Unhitch

Loosen pole chains/straps, disconnect inside trace, outside trace, pole chains/straps and then coupling reins.
- 271.2 To Hitch

The coupling reins, pole chains/straps loosely, outside traces, inside traces, then tighten pole chains/straps.

Article 272 Sequence to Unhitch/Hitch – Tandem

- 272.1 To Unhitch
 - Leader – Near trace, far trace, reins.
 - Wheeler – Detach breeching, near trace, off trace; remove the horse from between the shafts and then reins.
- 272.2 To Hitch
 - Wheeler – Reins, then place the horse between the shafts; attach the near trace, then off trace, then breeching.
 - Leader – Reins, near trace and then far trace.

Article 273 Sequence to Unhitch/Hitch – Single

- 273.1 To Unhitch

With reins attached to the bit and passed through the saddle terrets, detach breeching from each shaft, unfasten the overgirth or wrap straps, disconnect off trace, near trace, remove the vehicle from the horse.
- 273.2 To Hitch

With reins attached to the bit and passed through the saddle terrets, bring the vehicle to the horse, placing the shafts through the tugs, attach near trace, then off trace, fasten the overgirth or wrap straps and then breeching to the shafts.

Article 274 Penalties

PENALTIES FOR PUTTING-TO CLASSES	
Driver fails to remain seated with reins in hand until passengers have dismounted/remounted	20 penalties
Outside assistance (other than the team of driver, 2 grooms, and hostler)	20 penalties
Improper hitching/unhitching	20 penalties
Unfastening any part of harness before vehicle is stopped and passengers are off	10 penalties
Driver fails to carry a whip when vehicle moving	10 penalties
Failure to pick up dragging trace/rein when leading horses	10 penalties
Failure of grooms to be seated when crossing the finish line	10 penalties
Failure to pass through start/finish or to go around designated cone	Elimination

Article 275 to 299 reserved**Chapter 11 – Rules for Coaching Competitions****SECTION A. GENERAL RULES****Article 301 General Rules**

- 301.1 This division is for horse or pony four-in-hand teams put to a Road Coach, Private Coach, Park Drag or other suitable four-in-hand vehicles. Park Drags, Private Coaches and Road Coaches are not to be asked to back in any class.
- 301.2 The rules for competition are based on the old coaching traditions. More information on these turnouts is available in the following books: *On the Box Seat* by Tom Ryder; *Manual of Coaching* by Fairman Rogers; *Carriage Turnout and Appointments* by the Carriage Association of America.

SECTION B. CLASS SPECIFICATIONS FOR COACHING**Article 302 Classes**

Classes may be offered in the following divisions: Open, Amateur, Working, Reinsmanship.

Article 303 Pleasure

Entries will be judged both ways of the ring at an even trot, and may walk when reversing across the diagonal and when lining up. Horses to stand quietly in the line-up. Judged on performance, quality, manners of the horses, and correct appointments.

Article 304 Best Team

Entries to drive at a smart trot, both ways of the ring. May walk when reversing across the diagonal and when lining up. Horses to stand quietly in the line-up. Emphasis on overall impression and quality of the team and its performance.

Article 305 Turnout

Entries to be shown at an even trot, both ways of the ring. May walk when reversing across the diagonal and when lining up. Horses to stand quietly in the line-up. Judged on performance, quality, manners of the horses, and correct appointments.

SECTION C. OBSTACLE DRIVING**Article 306 Fault-Obstacles**

- 306.1 a. Drivers negotiate a course of paired markers set at the widest wheel track width plus 51 cm. The course should be posted at least two hours in advance and is driven from memory.

b. To test the accuracy of the halt, the driver halts the team, at the end of the course, with the vehicle's front hub in line between a pair of designated markers. A measurement is taken and five faults are assessed for each foot, or any part thereof that the hub is off the line in either direction.

c. Two or more horses cantering or galloping at the same time for 4 or more strides will be considered a break in gait. A prolonged canter or gallop is 6 or more full strides by two or more horses.

d. Faults are assessed as follows:

- Distance from halt marker 5 faults/51 cm or part of 30 cm
- 1st Break to a canter or gallop..... 10 faults
- 2nd Break to a canter or gallop..... 10 faults
- 3rd Break to a canter or gallop..... 10 faults
- 4th Break to a canter or gallop..... Elimination
- Knocking down or dislodging obstacle or course marker 10 faults
- Groom down (first 2 times)20 faults/occurrence
- Groom down 3rd time Elimination
- Off course..... Elimination

306.2 TIMED OBSTACLES

a. To be judged over a course in the ring consisting of paired markers set 51 cm wider than the widest wheel track of each vehicle. The course is to be posted in advance and must be driven from memory, at a trot.

b. Two or more horses cantering or galloping at the same time for 4 or more strides will be considered a break in gait. A prolonged canter or gallop is 6 or more full strides by two or more horses.

c. Penalties are assessed as follows:

- Knocking down or dislodging obstacle or course marker 10 seconds
- Break of gait to canter or gallop:
- 1st Break to a canter or gallop..... 10 seconds
- 2nd Break to a canter or gallop..... 10 seconds
- 3rd Break to a canter or gallop..... 10 seconds
- 4th Break to a canter or gallop..... Elimination
- Prolonged canter or gallop..... Elimination
- Groom down (first 2 times)20 faults seconds/occurrence
- Groom down 3rd time Elimination
- Off course..... Elimination

Chapter 12 – Sleigh Rallies

Article 307 Introduction

The Sleigh Rally (SR) is an event consisting of various Pleasure Driving competitions, conforming to ADS rules and conducted with sleighs on snow.

Article 308 General Rules

308.1 Unless otherwise specified, and whenever possible, sleigh rally classes should conform to existing class rules for Pleasure Driving.

308.2 Obstacle classes:

- a. Vehicle clearances for all obstacles classes should be set at a minimum of two meters.
- b. Courses should be set with wide, flowing turns to accommodate the larger turning radius required by sleighs.

- 308.3 Entries must not be asked to rein back in any class.
- 308.4 Cantering is not allowed.
- 308.5 A Technical Delegate and an ADS licensed judge are recommended but not required.
- 308.6 Extra care should be taken to maintain safe conditions due to limitations placed on horses, competitors, assistants, volunteers and spectators from low temperatures, bulky clothing, slippery and/or deep footing.

Article 309 Currier and Ives

The class may be judged: (a) as a separate class, or (b) by overall impression throughout the competition. The judging method must be clearly explained in the ADS Omnibus.

- 309.1 The entry fee for the class remains the option of the management. However, if the class is judged on an overall impression throughout the competition, it is recommended that no class fee be charged and all participants be eligible.
- 309.2 The essence of the competition is the presentation of the classic winter turnout in the late 19th and early 20th century as notably depicted by Currier & Ives. The top placings will be the turnouts which best capture this effect. This will include vehicle, harness, appointments, horse(s), driver, passengers, grooms, etc., but above all, general impression is most important. Vehicle and harness may be inspected to ensure thoughtful restoration (where antiques are used) and careful maintenance. Attention will be paid to the personal appearance of the driver, grooms, and passengers as it contributes to the overall picture. Performance will not be judged unless it detracts from the elegance of the turnout.

Chapter 13 – Continuous Driving

SECTION A. INTRODUCTION AND GENERAL RULES

Article 310 Introduction

The Continuous Driving Event (CD) consists of at least three ADS competitions driven consecutively and separated by brief rest periods. Competitors may be divided in divisions by experience, age, gender, horse size, etc. Continuous Driving may be conducted in conjunction with other ADS-recognized events unless specifically restricted by individual event rules.

Article 311 General Rules

- 311.1 A briefing meeting for competitors should be conducted by officials prior to the start to clarify any local conditions and to answer questions.
- 311.2 The entry must be driven by the same person in all competitions unless otherwise specified by the organizer.
- 311.3 All rules of the road should be observed unless designated officials direct otherwise.
- 311.4 Spares are recommended but not required. Carrying a halter and lead rope on the vehicle is highly recommended.
- 311.5 Outside assistance, other than as specified by the rules, will incur elimination.
- 311.6 Entries eliminated from a competition are eligible to compete in the remaining competitions of the event.

Article 312 Officials

- 312.1 Judges must have an ADS license in Pleasure Driving or Combined Driving.
- 312.2 A Technical Delegate with either an ADS Pleasure Driving or ADS Combined Driving license (who is not the Technical Delegate at that event) may judge Obstacle-Cones competition sections.
- 312.3 A Technical Delegate with either an ADS Pleasure Driving or ADS Combined Driving license is required for events with 30 or more entries.
- 312.4 For events with fewer than 30 entries, a technically qualified horseman may judge Obstacle-Cones competition sections.

SECTION B. COMPETITION CONDITIONS

Article 313 Starting

Each entry will be assigned a start time and will complete the competitions consecutively and in the order determined by the organizer. Rest periods of a few minutes should be allowed between each competition.

Article 314 Boots

Bell boots, shin boots, protective hoof boots, and leg wraps may be used in all competitions at the discretion of the organizer.

Article 315 Attire

- 315.1 Protective headgear may be required for all competitions.
- 315.2 Attire should be the same for all competitions. Gloves and aprons/lap robes are required unless specified otherwise by the organizer as published in the ADS Omnibus.
- 315.3 Failure to carry a whip in hand while driving incurs elimination from a competition.
- 315.4 If Dressage is offered, a score will be given for presentation at the discretion of the organizer as published in the ADS Omnibus.

Article 316 Scoring

- 316.1 Unless specified by the organizer in the ADS Omnibus, the following scoring system must be used:
- 316.2 Each competition will be scored according to the ADS rules for that competition and the entries placed accordingly.
- 316.3 Points for placings are as follows, 1st = 8; 2nd = 7; 3rd = 6; 4th = 5; 5th = 4; 6th = 3; 7th = 2; 8th = 1.
- 316.4 Points for each competition are combined for a winner in each division. (Highest point total wins.)
- 316.5 If an overall championship is awarded, the highest point total of all entries will be the overall event winner.
- 316.6 For overall placing, entries eliminated in any ONE competition will finish below those who completed all competitions. Entries eliminated in any TWO competitions will finish below those who were eliminated in ONE competition, and so on.
- 316.7 Ties for each competition will be decided as specified in individual competition rules.
- 316.8 Ties for the overall event winner to be decided by the best score in the competition designated by the organizer as published in the ADS Omnibus.

SECTION C. COMPETITION FORMATS

Article 317 Suggested Formats

- 317.1 Option 1.
 - Pleasure Drive – Pace (see [Art. 260](#)),
 - a Driven Dressage Test,
 - a second Pleasure Drive – Pace,
 - followed by a Combined Driving Obstacles – Fault Competition (see [Art. 976](#)).
- 317.2 Option 2.
 - A Driven Dressage Test,
 - Pleasure Drive – Pace (see [Art. 260](#)),
 - followed by a Combined Driving Obstacles – Fault Competition (see [Art. 976](#)).

Appendix PD-A. Pleasure Driving Officials Requirements

PLEASURE DRIVING	JUDGE	TECHNICAL DELEGATE
PLEASURE SHOW	"r" or "R" PDJ is required. "R" PDJ who is also licensed as "R" PD TD may serve in both capacities at the same show if that show offers no more than 15 classes with no more than 2 obstacle courses.	"r" or "R" PD TD is required. "R" PDJ who is also licensed as "R" PD TD may serve in both capacities at the same show if that show offers no more than 15 classes with no more than 2 obstacle courses.
All Classes	"r" and "R" PDJ may officiate alone	"r" and "R" PD TD may officiate alone
SLEIGH RALLY	Judge recommended, not required	TD recommended, not required
CONTINUOUS DRIVE	PDJ or CDJ is required	PD TD or CD TD is required for 30+ entries
Obstacles	PDJ or CDJ; PD TD or CD TD who is NOT the event TD may judge obstacles; Technically qualified horseman may judge obstacle for events with fewer than 30 entries.	
PLEASURE COMBINED TEST (PCT)	Dressage - "r" or "R" CD or DR Judge. Fault Obstacles - "r" or "R" PDJ or Technically qualified Horseman may judge PCT's with fewer than 30 entries.	PD "r" or "R" TD Required

GR-A. Organizers of ADS-recognized events must secure the services of at least one ADS-licensed official.

NOTES

Guest officials – A recognized Guest Judge must be a member of a foreign federation or an ADS member (21 years of age or over) who is not licensed or is a retired official in a particular classification to whom the Licensed Officials Committee grants permission to officiate at a single competition. Emergency guest cards are only be granted under extraordinary circumstances such as sudden illness of an already contracted judge or unavailability of ADS officials. Guest Cards are not be granted for economic reasons. Guest Cards are not intended to allow non-licensed persons to act as officials. A Guest Card official may not officiate alone without special permission of the Licensed Officials Committee. Permission to adjudicate as a Guest Judge shall not be granted to any person more than twice in a particular classification unless the person resides in a foreign country.

Judge ineligibility – A judge must not serve as President of the Jury at a Combined Driving Event, Driving Trial or Driven Dressage Competition or as principal judge at a Pleasure Driving Show more than two consecutive years. While not recommended, it is recognized that circumstances may warrant Judges serving more than two years as members of the jury. A judge may not judge an animal currently

owned by or leased from the judge or an animal sold by said judge in a period of three months prior to the competition. A judge may not judge an animal that is boarded with or currently trained by the judge. A judge must not judge a member of the official's immediate family, a person living under the same roof, nor a person with whom the official has a financial relationship. The judge may not judge anyone who has been instructed by that judge within a period of 30 days prior to the competition except for a group clinic.

TD ineligibility – A TD must not be an exhibitor, judge (except as allowed by the rules), Driver, Course Designer, Organizer or Manager on the grounds where the competition is being held. A TD must not officiate at any competition in which a member of his family, a person living under the same roof, a person with whom the TD has a financial relationship, clients or trainers are competing unless an emergency necessitates the replacement of the designated TD. A TD must not serve in that capacity at the same Combined Driving Event, Driving Trial, Driven Dressage Competition or Pleasure Driving Show more than three consecutive years.

Appendix PD-B. Examples of Obstacles and Appendix PD-C. Turn Out and Appointments are now published in the Rulebook section of the American Driving Society website.

this page is BLANK do not print

back of tab

Rules for Recreational Driving

RD

Rules for Recreational Driving

Chapter 1 – Introduction and Definitions	RD-2
Article 401 Purpose	RD-2
Article 402 General	RD-2
Article 403 Definitions	RD-2
Chapter 2 – Conduct, Care and Protection of Animals	RD-3
Article 404 Conduct	RD-3
Article 405 Care and Protections of Animals	RD-3
Chapter 3 – Safety	RD-3
Article 406 General	RD-3
Article 407 Responsibility Toward the Horse	RD-4
Article 408 Grooms and Passengers	RD-4
Article 409 Vehicles	RD-4
Chapter 4 – ADS Recognition of Recreational Drives	RD-4
Article 410 Responsibility to Event Management	RD-4
Article 411 ADS Support to Organized Events	RD-5
Chapter 5 – Organization of a Recreational Drive	RD-5
Article 412 Safety Check	RD-5
Article 413 Drive at Will	RD-5
Article 414 Driving Educational Opportunity	RD-6
Article 415 Organized Drive	RD-6
Article 416 Required sections	RD-6
Article 417 Officials and Personnel	RD-6

Rules for Recreational Driving

Chapter 1 – Introduction and Definitions

Article 401 Purpose

The purpose of the Recreational Drive is to drive the horse in a planned but non-competitive environment which offers education, safe driving practices and the camaraderie of the ADS driving community. Meeting these standards allows Organizers to receive ADS recognition of their events.

Article 402 General

The American Driving Society, Inc. (ADS) was founded for the purpose of developing and furthering the art and sport of driving for pleasure. These standards for ADS-recognized Recreational Drives ensures that all participants enjoy consistent event standards and responsibilities. The following applies to all participants at an ADS-recognized Recreational Drive.

- 402.1 All drivers are responsible for knowledge of and compliance with the standards in this Rulebook.
- 402.2 The purpose of the ADS Recreational Drive standards is to promote safety in and provide standardization for conduct of ADS-recognized Recreational Drives.
- 402.3 Each of the standards is intended to apply to all ADS-recognized Recreational Drives and all participants.
- 402.4 In situations not covered specifically in this Rulebook, or by direct interpretation of these standards, the spirit and intent of these standards will be upheld.
- 402.5 All drivers at ADS-recognized events must be current ADS members or pay the required non-member fee. As a practical matter, organizers are encouraged to provide ADS members a discounted event fee rather than charge non-members an additional fee. This practice demonstrates the value of membership instead of the penalizing non-members.

Article 403 Definitions

- 403.1 The term ADS refers to and denotes only the American Driving Society, Inc..
- 403.2 The term HORSE refers to a horse, pony, VSE, mule or donkey.
- 403.3 The term DRIVER refers to the person controlling the reins, whip and brake.
- 403.4 The term GROOM refers to the person(s) capable of assisting in event of difficulty.
- 403.5 The term ENTRY refers to the combination of driver, horse, vehicle and groom(s) participating in the event.
- 403.6 JUNIOR and ADULT drivers are:
 - a. Junior drivers are those who have not reached their 18th birthday.
 - b. Adult drivers are those 18 years of age and older.
 - c. Junior drivers must be accompanied by a knowledgeable adult horseman at all times.
- 403.7 The term HEADGEAR refers to protective headgear meeting United States Equestrian Federation (USEF) recommendations.

Chapter 2 – Conduct, Care and Protection of Animals

Article 404 Conduct

All participants in ADS-recognized Recreational Drives are obliged to conduct themselves in an orderly manner and in the best interest of the ADS. Acting or permitting another person to act in a manner contrary to ADS standards or in a manner deemed improper, unethical, dishonest, unsportsmanlike, or prejudicial to the best interest of the ADS and/or detrimental to the well-being of any animal(s) is considered not in the best interests of the ADS. Event organizers and other officials shall bar violators from further participation in the event and will report the incident to the ADS.

Article 405 Care and Protections of Animals

- 405.1 Cruelty to or the abuse of any animal by any person at a recognized event is forbidden. Event organizers and other officials shall bar violators from further participation and report the incident to the ADS. Examples of cruelty include, but are not limited to, excessive use of the whip on any horse at any time or place of the event by any person.
- 405.2 All horses must be serviceably sound and not show evidence of lameness, broken wind, physical distress, or impairment of vision in both eyes.
- 405.3 The ADS neither encourages nor discourages dogs accompanying an entry. (see [GR 4.3](#))

Chapter 3 – Safety

Article 406 General

- 406.1 All persons involved in a Recreational Drive – drivers, passengers, grooms, officials, spectators, etc. – should keep safety foremost in their minds. Having the horse under control at all times is not only a safeguard for the driver and passengers, but also for everyone involved in the sport of driving.
- 406.2 All officials and management should constantly be on the lookout for unsafe actions by any participant, unsafe harness or vehicles and report them to the Organizer, Safety Officer or other event management for correction.
- 406.3 In the case of an accident, the Organizer or Safety Officer may require a safety inspection of the vehicle and/or harness involved before allowing further participation.
- 406.4 Junior drivers must be accompanied in the carriage by a knowledgeable adult horseman.
- 406.5 Drivers are responsible to ensure that harness and vehicle are in good repair and structurally sound.
- 406.6 Drivers are responsible to ensure that their horse(s) are physically fit and adequately trained to perform the tasks asked of them.
- 406.7 The driver must always be the first person to enter the vehicle and the last to leave the vehicle. Passengers/grooms must never be left on the vehicle while the driver is dismounted unless the passenger/groom has taken control of the reins.
- 406.8 Drivers should maintain a safe distance from other vehicles at all times.
- 406.9 All rules of the road should be observed unless directed otherwise by a uniformed official (policeman, EMT or firefighter, etc.).
- 406.10 The Safety Officer should inspect driving areas early enough to allow for changes or alterations to conform to the Recreational Driving standards for safety and driveability.
- 406.11 The ADS encourages the use of protective headgear.
- 406.12 Junior drivers may not drive stallions.

Article 407 Responsibility Toward the Horse

- 407.1 Bridles should be adjusted to fit snugly to prevent catching on a vehicle or other pieces of harness. A throatlatch and a full noseband or cavesson are required.
- 407.2 Failure to comply with the following may incur elimination or disqualification:
 - a. Whenever fully harnessed to a vehicle and while being harnessed to a vehicle, a horse must wear a bridle with reins attached and passed through the saddle terrets. Exception:
 - (i) Once a horse is fully harnessed to a vehicle, one rein at a time may be adjusted.
 - (ii) Horses in pair or multiple hitches must have at least one rein attached to the bridle while being harnessed to a vehicle.
 - b. A horse must never be left unattended while put to a vehicle.
- 407.3 A correctly fitting harness saddle is important for the comfort of the horse. A wide saddle is suggested for two-wheeled vehicles as more weight rests on the horse's back. Narrower saddles are more appropriate for four-wheeled vehicles.
- 407.4 Tying down of tongues is prohibited.
- 407.5 The bridle must never be removed while the horse is attached to a vehicle. Failure to comply incurs elimination.
- 407.6 The driving horse may be of any breed, color or size as long as it is capable of performing the work required.
- 407.7 The minimum age for a horse allowed to participate in a recognized Recreational Drive is three (3) years of age. In pair or multiple turnouts, the age of the youngest horse is the qualifying factor.
- 407.8 Horses must be serviceably sound and must not show evidence of lameness, broken wind or impairment of vision in both eyes.
- 407.9 A horse's birthday is considered to occur on the first day of January.

Article 408 Grooms and Passengers

- 408.1 Except for VSE and Small Pony turnouts that require just one groom, two grooms are required for four-in-hands or unicorns to assist in the event of difficulty.
- 408.2 One groom is required for a pair or tandem to assist in the event of difficulty.
- 408.3 A groom is optional for a single horse turnout but is encouraged.
- 408.4 Junior drivers must be accompanied on the vehicle by an adult groom regardless of turnout.
- 408.5 When grooms are required, at least one groom is required to be in attendance and capable of rendering assistance at all times.

Article 409 Vehicles

- 409.1 The driver is responsible for ensuring the vehicle is in good repair and is structurally sound.
- 409.2 Wire-wheeled and pneumatic-tired vehicles are permitted.

Chapter 4 – ADS Recognition of Recreational Drives

410.1 Responsibility to Event Management

- 410.1 Organizers must submit their applications to the ADS Office at least 60 days before the event date. Applications will include a copy of the Recreational Drive agenda/schedule.
- 410.2 The Organizer/Organizing Committee must agree to:
 - a. Conduct the event in accordance with the ADS Recreational Drive standards. Organizers must include a statement to this effect in their agenda/schedule.
 - b. Appoint an Organizer and an Event Secretary and publish their names in the event agenda/schedule.
 - c. That the event Safety Officer will be selected from the roster of ADS judges and technical delegates.

- d. That qualified medical personnel, veterinarian and farrier be “on-call” and identified with telephone numbers in the event agenda/schedule. Organizers must ensure means of accident notification to a central event command area.
- e. Provide evidence of a negative Coggins test for each horse entered and be in compliance with the requirements of the state in which the event is held.
- f. Provide a complete listing of event participants to the ADS Office within 10 days of the event's end.
- g. Recognize the event's status as an ADS-recognized event in advertisements, news articles/ reports and in the event agenda/schedule.
- h. Display the ADS banner in a conspicuous location.
- i. Include in the event agenda/schedule:
 - (i) A list of the Event Officials
 - (ii) An ADS membership application
 - (iii) A schedule
 - (iv) The current disclaimer of liability to be signed by every Recreational Drive participant (driver, groom or passenger). Parent or guardian must sign if participant is under 21 (or age of majority in state in which event takes place).

Article 411 ADS Support to Organized Events

The ADS will, upon recognizing an event, provide:

- 411.1 The names and addresses of the requested ADS membership (by state) on self-adhesive labels ready for mailing.
- 411.2 An event listing in The Whip, The Wheelhorse, ADS Omnibus or an on-line calendar of events with designation: “ADS-recognized event.”
- 411.3 Subject to space availability, publication of reports of the event with photographs if furnished.
- 411.4 An ADS banner for display during the event.
- 411.5 An ADS membership advertisement for inclusion in the event agenda/schedule.

Chapter 5 – Organization of a Recreational Drive

SECTION A. PARTS OF A RECREATIONAL DRIVE

Recreational Drives will have two parts and may contain a third and a fourth.

The two required parts of each Recreational Drive are:

Article 242 Safety Check

The Safety Officer will oversee the volunteers and/or other officials conducting the Safety Check. Use the ADS safety checklist. (see [Appendix CD-D](#)). Each turnout receives a participant number upon successful completion of safety check. The turnout will display the participant number on the vehicle for the entire event. Participants with more than one turnout require safety checks for each turnout. For example, a pair that also participates as a tandem will require two safety checks and different participant numbers.

Article 413 Drive at Will

- Principles: Recreational Drives must include one or more Drives at Will.
- Organizers, with the assistance of the Course Designer and Safety Officer, will conduct a Drivers' meeting daily to cover the course available for driving, safety notices and available methods of assistance.
- Course Designer will appropriately mark driving areas.
- Safety Officer will review and approve driving areas.
- Organizers will provide either a map of area, a course briefing, or preferably, both.
- If area available for driving changes, all above actions will be repeated.

Organizers may also include:

Article 414 Driving Educational Opportunity

This is an optional part of the event. Examples of Educational Opportunities include but are not limited to:

- Introduction to driving
- Safety in Recreational Driving
- Introduction to Competitive Driving
- Vehicles (and vehicle identification)
- Vehicle maintenance and/or restoration
- Nutrition
- Equine health and fitness
- Farrier concerns for the driving horse
- How to start a club/event/youth driving/etc
- Introduction to the ADS and its programs

Article 415 Organized Drive

This is an optional portion of a Recreational Drive. Issues/items of interest for the Recreational Drive organizer, Course Designer and Safety Officer include:

- Route marked and map published
- Alternative routes (handy for bad weather/breakdowns/rescue/etc.)
- Notifying local police/officials
- Interval between turnouts
- Accommodating equine of significantly different size – how do you sequence the draft pair, the CDE horse single, the VSE and the team of Hackney ponies?
- Assistance enroute – outriders/communications/check points/assistance with breakdown
- Pace(s) allowed and rules/etiquette for passing along route
- Room for two-way traffic

Public viewing of Drive – Who's your audience? Will you have an announcer or reviewing stand? How do you tell the public about ADS?

Article 416 Required sections

Safety Check is always first and is required of all participants in a Recreational Drive. Additional parts may occur in any sequence, repeatedly, and are not required activities for any participant.

SECTION B. OFFICIALS

Article 417 Officials and Personnel

Recognized Recreational Drives will have the following officials:

- 417.1 Organizer – duties same as for competitions
- 417.2 Secretary – duties same as for competitions
- 417.3 Safety Officer – any “R” or “r” rated Judge or TD for Pleasure or Combined Driving may serve as Safety Officer for a Recreational Drive.
- 417.4 Course Designer – duties same as for competitions
- 417.5 The following may be “on call” for Recreational Drives:
 - a. Veterinarian
 - b. Farrier
 - c. Emergency Medical Services

this page is BLANK do not print

back of tab

Rules for Driven Dressage Competitions

DR

Rules for Driven Dressage Competitions

Chapter 1 – Governing Regulations	DR-2
SECTION A. GENERAL RULES	
Article 501 General.....	DR-2
SECTION B. MOVEMENTS	
Article 502 The Halt	DR-3
Article 503 Walk.....	DR-3
Article 504 Trot.....	DR-3
Article 505 Working Canter	DR-4
Article 506 Reinback.....	DR-5
Article 507 Shoulder-In.....	DR-5
Article 508 Diagonal Yield	DR-5
Article 509 Stretching the Frame.....	DR-5
Article 510 Transitions.....	DR-5
Article 511 Half-Halt.....	DR-5
Article 512 Changes of Direction.....	DR-5
Article 513 Figures	DR-6
Article 514 Collection	DR-6
Article 515 Submission	DR-6
Article 516 Position and Aids of the Driver.....	DR-6
Article 517 Dress	DR-6
Article 518 Arena and Exercise Areas	DR-7
SECTION C. DRESSAGE TESTS	
Article 519 Tests.....	DR-7
Article 520 Execution of the Tests	DR-8
Article 521 Time.....	DR-9
SECTION D. SCORING	
Article 522 Marking	DR-9
Article 523 General Impression	DR-11
Article 524 Classification and Scoring	DR-11
SECTION E. DRESSAGE OFFICIALS	
Article 525 Ground Jury	DR-12
Article 526 Technical Delegate	DR-12
Article 527 Responsibilities of Management.....	DR-12
Article 528 Cruelty	DR-12
Article 529 Equipment.....	DR-12
Appendix DR-A. Dressage Arena Diagrams	DR-13
Appendix DR-B. Driven Dressage Tests	DR-14
Appendix DR-B.1. Arena Trial Dressage Tests	DR-14
Appendix DR-C. Dressage Test Scoring	DR-15

Rules for Driven Dressage Competitions

Chapter 1 – Governing Regulations

The articles in this section apply to Driven Dressage in all national driving competitions and must be read in conjunction with additional portions of the ADS Rulebook as applicable for the type of competition.

Combined Driving Events should also reference *Rules for Combined Driving Competitions*. Dressage classes at Pleasure Driving Shows should also reference *Rules for Pleasure Driving Competitions*.

At all events, *General Rules and Regulations for All Recognized Events* also apply.

SECTION A. GENERAL RULES

Article 501 General

- 501.1 The object of Dressage is the harmonious development of the physique and ability of the horse. Through progressive training the horse becomes calm, supple, and flexible as well as confident, attentive and keen in his work.
- 501.2 These qualities are revealed by:
 - The freedom and regularity of the paces;
 - The harmony, lightness and ease of movement;
 - The lightness of the forehead and the engagement of the hindquarters, originating in a lively impulsion;
 - The acceptance of the bridle, without any tenseness or resistance.
- 501.3 The horse, confident and attentive, submits generously to the driver, remaining straight in any movement on a straight line and bending accordingly when moving on curved lines.
- 501.4 His walk is regular, free and unconstrained. His trot is free, supple, regular, sustained and active.
- 501.5 Because the horse has impulsion and is free from resistance he will obey without hesitation and respond to the various aids calmly and with precision, displaying a natural and harmonious balance both physically and mentally.
- 501.6 In all his work, even at the halt, the horse should be “on the bit.” A horse is said to be “on the bit” when the hocks are correctly placed, the neck is more or less raised and arched according to the stage of training and the extension or collection of the pace, and he accepts the bridle with a light and soft contact and submissiveness throughout. The head should remain in a steady position, as a rule slightly in front of the vertical, with a supple poll as the highest point of the neck, and no resistance should be offered to the driver.
- 501.7 The object of the Driven Dressage Test is to judge the freedom, regularity of paces, harmony, impulsion, suppleness, lightness, ease of movement and correct bending of the horses on the move. Competitors will also be judged on style, accuracy and general control of their horses, and also on their dress, condition of their harness and vehicle and the presentation of their whole turnout.

SECTION B. MOVEMENTS

Article 502 The Halt

At the halt, the horse should stand attentive, motionless and straight, with the weight evenly distributed over all four legs. If a pair or multiple, all must be square and aligned with one another. The horse may quietly champ the bit, while maintaining a light contact with the driver's hand, and should be ready to move off at the slightest indication.

The halt is obtained by the displacement of the horse's weight on the quarters by properly used aids, driving the horse forward toward a restraining but allowing hand, causing an almost instantaneous but not abrupt halt from the previously fixed pace.

Article 503 Walk

The walk is a marching pace in which the footfalls of the horse's feet follow one another in four-beat time, well marked and maintained in all work at the walk.

When the four beats cease to be distinctly marked, even and regular, the walk is disunited or broken.

It is at the pace of the walk that imperfections in progressive training are most evident.

The following walks are recognized: Working Walk, Walk Stretching the Frame, Lengthened Walk, and Free Walk.

- 503.1 Working Walk: A regular and unconstrained walk. The horse should walk energetically but calmly with even and determined steps with distinct, marked, four equally spaced beats. The driver should maintain a light and steady contact with the horse's mouth. It is desirable to have the horse's hind hooves touch the ground in front of the prints of the front hooves.
- 503.2 Walk Stretching the Frame (in ADS Training Level Tests): A relaxed walk in which the horse is allowed the freedom to lower and stretch out his head and neck to the utmost. The reins must be long enough to allow for this stretch, however, they should not be loose enough to loop. It is desirable to have the hind hooves touch the ground in front of the prints of the front hooves.
- 503.3 Lengthened Walk: This a more determined and ground-covering walk than the working walk. The main difference between the walk stretching the frame and the lengthened walk is that the driver now actively asks the horse to produce more push from behind and thus lengthen his stride. The horse must flex his poll somewhat and is expected to work into the bit on a soft contact. Some overtrack is expected.
- 503.4 Free Walk (FEI and Advanced Level): Same definition as for Working Walk, but in addition, gaining ground as much as possible, clearly lengthening the frame and stretching the neck forwards and downwards into soft contact. The horse's hind hooves should touch the ground in front of the prints of the front hooves.
- 503.5 Extended Walk: The Horse's hooves cover as much ground as possible, without haste and without losing the regularity of the steps. The hind feet touch the ground clearly in front of the hoof prints of the fore feet. The Athlete allows the Horse to stretch out the head and neck (forwards and downwards) without losing contact with the mouth and control of the poll. The nose must be clearly in front of the vertical.

Article 504 Trot

The trot is a pace of two-time on alternate diagonal legs (near fore and off hind leg and vice versa) separated by a moment of suspension.

The trot, always with free, active and regular steps, should be moved into without hesitation.

The quality of the trot is judged by the general impression, the regularity and elasticity of the steps – originated from a supple back and well-engaged hindquarters – and by the ability to maintain the same rhythm and natural balance.

The following trots are recognized: Working Trot, Trot Stretching the Frame, Lengthened Trot, Collected Trot, Medium Trot, and Extended Trot.

- 504.1 **Working Trot:** A regular and unconstrained trot, in which a horse, even if not yet trained and ready for collected movements, shows himself in proper balance and contact while going forward with even, elastic steps and good hock action. The expression "good hock action" means a free and energetic forward swing of the hind legs with hocks brought well forward underneath the horse's body, aiding in his free forward movement. The horse's hind hooves should touch the ground in, or in front of, the prints of the front hooves.
- 504.2 **Trot Stretching the Frame:** The horse gradually takes the reins, reaching forward and downward into light contact, while maintaining balance, rhythm, tempo and quality of the trot. The nose of the horse should lower at least to the point of the shoulder while keeping the same rhythm and impulsion. The Athlete must keep the reins without losing the contact and bring the horse back to the preceding elevation as soon as the stretching movement is completed.
- 504.3 **Lengthened Trot:** The horse lengthens the stride and frame with more thrust and push from the hindquarters than in the Working Trot. The horse's stride covers more ground while maintaining the rhythm, balance and contact. The horse's hind hooves should touch the ground in, or in front of, the prints of the front hooves.
- 504.4 **Collected Trot:** The horse is expected to move with more elevated steps and appears lighter and more mobile throughout due to greater impulsion and engagement than in the Working Trot. The horse's haunches must be more compressed, his loins more strongly coiled and his croup lowered which then causes the horse's neck and head to be raised higher and his center of balance to be shifted more toward the rear. The horse's shoulders move with greater ease and freedom with the poll the highest point and the nose at, or in slightly in front of the vertical. Hollowing and/or stiffening the horse's back is not correct. Only a moderate degree of collection should be expected from a driving horse.
- 504.5 **Medium Trot:** The horse covers more ground while showing increased suspension of the stride, legs that become more accentuated and greater impulsion than the Lengthened Trot. The horse must remain in balance while maintaining the same tempo with steps of equal size. The horse should be "on the bit" with the nose slightly in front of the vertical. It is desirable to have horse's hind hooves touch the ground in front of the prints of the front hooves. Hurried strides or faster speed are not desirable and transitions into and out of Medium Trot should be clear.
- 504.6 **Extended Trot:** The horse lengthens his stride to cover as much ground as possible as a result of greater impulsion from the hindquarters. The Athlete allows the horse, remaining "on the bit" without leaning on it, to cover as much ground as is possible with the nose slightly in front of the vertical. The horse must remain in balance while maintaining the same tempo with steps of equal size. The horse's hind hooves should touch the ground in front of the prints of the front hooves. Hurried strides or faster speed are not desirable and transitions into and out of Extended Trot should be clear.

Article 505 Working Canter

A forward, active pace with regular steps of three-time pace, the horse showing good balance, remaining on the bit without leaning on the hand and going forward with light, cadenced steps and good hock action. A canter to the right, for instance, will have the footfalls follow one another in the following sequence: left hind, left diagonal (simultaneously left fore and right hind), right fore, followed by a moment of suspension with all four feet off the ground before the next stride begins. The quality of the canter is judged by the general impression, the regularity and lightness of the three-time pace. The horse must be on the bit and well-engaged in the hindquarters with good hock action, and must have the ability to maintain his rhythm and natural balance throughout the movement and the transitions. The horse must remain straight on the straight lines.

- 505.1 **Collected Canter:** Horse's strides are shorter than in working canter, the hocks maintain a clear impulsion and the hind legs take more weight; the point of gravity is moving backwards and the neck and poll coming up more and more with the nose always a bit in front of the vertical showing a clear uphill tendency and self carriage; the basic is a clear three beat and a light steady contact with suppleness and elasticity

505.2 Extended Canter: In extended canter the Horse covers as much ground as possible with obviously lengthened strides and frame; there should be no hurried strides and the nose should be always in front of the vertical not losing balance and uphill tendency. There should be clear transitions into and out of the extended canter.

Article 506 Reinback

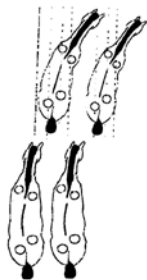
The reinback is a backward movement in which the feet are raised and set down simultaneously by diagonal pairs. The feet should be well raised and the hind feet remain well in line.

At the preceding halt as well as during the reinback, the horse, although standing motionless and moving back respectively, should remain on the bit, maintaining his desire to move forward.

Anticipation or precipitation of the movement, resistance to or evasion of the hand, deviation of the quarters from the straight line, spreading or inactive hind legs and dragging fore feet are serious faults. If, in a dressage test, a trot is required after a rein back, the horse should move off immediately into his pace, without a halt or intermediate step.

Article 507 Shoulder-In

Shoulder-in for the driven horse is performed in Collected Trot. The leaders are positioned so that the outside leader's tail is in front of the head of the pole. The leaders' shoulders are taken to the inside with a constant angle of approximately 30 degrees and a slight but consistent bend in the neck. The inside hind leg steps forward into the line of the outside front leg so that the horses are working on three tracks. Impulsion, rhythm and engagement must be maintained throughout. Too much bend in the neck results in loss of rhythm and suppleness. The wheelers must remain straight with no counterbend.



For Single: The shoulder-in is performed in Collected trot. The Horse is driven with a slight, but uniform bend maintaining engagement and cadence and a constant angle of approximately thirty (30) degrees. The Horse's inside foreleg passes and crosses in front of the outside foreleg; the inside hind leg steps forward under the Horse's body following the same track of the outside foreleg, with the lowering of the inside hip. The Horse is bent away from the direction in which it is moving.

Article 508 Diagonal Yield

Horse nearly parallel to Center line, crossing legs diagonally, hind direction diagonal front together, with slight flexion to the inside.

Article 509 Stretching the Frame

The horse gradually takes the reins, stretching forward and downward with light contact, while maintaining balance, rhythm and tempo and quality of the gait. Walk Stretching the Frame and Trot Stretching the Frame are paces used in certain ADS Dressage Tests.

Article 510 Transitions

The changes of pace should be clearly shown when the horse's head arrives at the prescribed marker; they should be quickly made, yet must be smooth and not abrupt. The rhythm of a pace should be maintained up to the moment the pace is changed or the horse halts. The horse should remain light in hand, calm and maintain a correct position in balance and on the bit.

In the lower levels, transitions from trot to halt and from halt to trot may be executed progressively through the walk by making two or three well-defined walk steps.

Article 511 Half-Halt

The half-halt is a hardly visible, almost simultaneous, coordinated action of the aids, (voice, whip, and hands of the driver), with the object of increasing the attention and balance of the horse before the execution of several movements or transitions to lesser and higher paces. In shifting slightly more weight onto the horse's quarters the engagement of the hind legs and the balance on the haunches are facilitated for the benefit of the lightness of the forehand and the horse's balance as a whole.

Article 512 Changes of Direction

At the changes of direction, the horse should adjust the bend of his body to the curvature of the line he follows, remaining supple and following the indications of the driver without resistance or change of pace, rhythm or speed.

Article 513 Figures

- 513.1 Serpentine: This is a series of half-circles from one side of the arena to the other, connected by straight lines. Starting and finishing by driving into the corners is incorrect. The number of loops is prescribed in the tests.
- 513.2 Figure of eight: This figure consists of two exact circles of equal size as prescribed in the test, joined at the center of the eight. The horse should straighten an instant before changing direction at the center of the figure.
- 513.3 Half-circle: This movement consists of a half-circle of stated diameter. In a pair or four-in-hand, the pole should touch the centerline briefly at the end of the half circle.
- 513.4 The deviation: A gradual movement away from the long side of the arena to reach a maximum value prescribed with a gradual movement back to the track.

Article 514 Collection

- 514.1 The aim of the collection of the horse is:
 - a. To further develop and improve the balance and equilibrium of the horse, which has more or less been displaced by the additional weight of the vehicle.
 - b. To develop and increase the horse's ability to lower and engage his quarters for the benefit of the lightness and mobility of his forehand.
 - c. To add to the "ease and carriage" of the horse.
- 514.2 Collection is, in other words, improved and effected by engaging the hind legs, with the joints bent and supple, forward under the horse's body.
- 514.3 The position of the head and neck of a horse at the collected pace is naturally dependent on the stage of training and in some degree, on its conformation. It should, however, be distinguished by the neck being raised and unrestrained, forming a harmonious curve from the withers to the poll, the poll being the highest point, with the head slightly in front of the vertical.

Article 515 Submission

Submission does not mean a truckling subservience, but an obedience revealing its presence by a constant attention, willingness and confidence in the whole behavior of the horse, as well as by the harmony, lightness and ease he is displaying in the execution of the different movements. The degree of submission is also manifested by the way the horse accepts the bridle with a light contact and a supple poll, or with resistance to or evasion of the driver's hand, being either "above the bit" or "behind the bit" respectively.

Putting out the tongue, keeping it above the bit or drawing it up altogether, as well as grinding the teeth and swishing the tail, are mostly signs of nervousness, tenseness or resistance on the part of the horse and must be taken into account by the judges in their marks for the movement concerned as well as in the collective mark for "submission."

Article 516 Position and Aids of the Driver

- 516.1 The driver should be seated comfortably on the box so as to be relaxed and effective. Either the one- or two-handed method of driving is acceptable. Common to both methods, the elbows and arms should be close to the body with an allowing but steady hand enabling a consistent "feel" with the horse's mouth. Drivers should not be penalized or rewarded for using one style over another.
- 516.2 The use of the whip and the voice are important aids in driving. They should be used as effectively and unobtrusively as is reasonably possible.

Article 517 Dress

Competitors are reminded that neatness should be the first requisite. The dress of the competitor and grooms must conform to the style of carriage and harness used. Period costumes, however, are not desirable.

Driving aprons, hats or protective headgear, gloves and whip in hand are obligatory for competitors. The whip must be of suitable style and adequate length.

Article 518 Arena and Exercise Areas

518.1 The arena should be on as level ground as possible. The large arena is 100 meters long and 40 meters wide. The small arena is 80 meters long and 40 meters wide. (For size-adjusted VSE arenas, see [Appendix DR-A](#).) The size of the arena to be used is determined by the test and the turnout. The correct arena size is printed on the test. Arena measurements are for the interior of the arena enclosure. Arenas should be separated from the public by a distance of at least 5 meters, 10 if possible. The enclosure itself should consist of a low fence (boards, breakable chain, etc.) Letter A should be easy to remove, to let competitors in and out of the arena in a suitable way, or must be placed at least 5 meters away from the arena.

518.2 The letters outside the enclosure should be placed about 0.5 meters from the fence and clearly marked. It is permissible to decorate the letters with flowers or greenery to enhance the appearance of the arena.

518.3 The marking of the center line, throughout its length, and the three points D, X, and G are obligatory and must be as clearly marked as possible without being of a nature to frighten the horses. On that account is recommendable: on a grass arena, to mow the grass on the center line shorter than the other parts of the arena, and on a sand arena to roll or rake the center line in a suitable way. In such cases the three points D, X, and G should suitably be mowed, raked or rolled about two meters straight across the center line.

518.4 In the case of inclement weather or during winter, the use of an indoor arena may be desirable with the necessary modifications to meet local conditions. The requirements for the outdoor arena, however, apply as far as is possible.

518.5 An exercise area must be provided far enough away from the arena so as not to disturb the competitors during their tests. It should be of sufficient size for several competitors to prepare their horses at the same time. If possible a practice arena with perimeters and letters should be provided.

SECTION C. DRESSAGE TESTS**Article 519 Tests**

The American Driving Society, Inc. approves and issues dressage tests for use in recognized driving competitions (including pleasure shows and combined driving events). The FEI is responsible for issuing tests for international competitions. Tests cannot be modified or simplified without the prior consent of the ADS Dressage Committee or the FEI Driving Committee.

519.1 The purpose of ADS Dressage Tests is to demonstrate:

- a. at Training Level Dressage that the correct foundation of training is being established: Rhythm, Relaxation, and Contact. Transitions to the Halt should be made through the Walk. Balance, Straightness, Lateral Bend, and Longitudinal Stretch should be demonstrated.
- b. at Preliminary Level Dressage that the correct foundation of training is being developed further: Rhythm, Relaxation, Contact, Impulsion, and Straightness. Acceptance of the Bit, Activity of the Haunches, Balance in Transitions, Lateral Bend, Longitudinal Stretch, and Lengthening of Stride should be demonstrated. Trot Stretching the Frame is added at Preliminary Level for Singles and Pair Classes Only.
- c. at Intermediate Level Dressage that the correct foundation of training has been established: Rhythm, Relaxation, Contact, Impulsion, Straightness and Collection. Submission, Engagement of the Haunches, Elasticity, and Suppleness should be demonstrated. Collected and Medium Trot are added at Intermediate Level.

- d. at Advanced Level Dressage that the correct foundation is fully established: Rhythm, Relaxation, Contact, Impulsion, Straightness and Collection. Submission, Engagement, and Lightness should be demonstrated. The ability to maintain Collection and Extension with transitions between should be demonstrated.

519.2 FEI dressage tests may be used at ADS recognized competitions in the Intermediate and Advanced divisions.

519.3 Freestyle Tests. Provided it is not part of a Combined Driving Event, Organizing Committees may arrange a Freestyle dressage competition with or without music. The method of scoring must be clearly explained in the ADS Omnibus. In principle, the Judges should give one set of marks for content and another for general impression. The program selected by the Competitor may not exceed six minutes. The President of the Ground Jury must ring the bell for the first time after five minutes. The bell will be rung again after six minutes to indicate that the Competitor must bring his performance to an end immediately.

Article 520 Execution of the Tests

520.1 The dressage test must be driven from memory. Groom(s) speaking will incur 10 penalty points – to be given only once per test.

520.2 No passengers are permitted, and grooms must sit in their correct places. One groom is optional for singles; one groom is mandatory for pairs and tandems and two grooms are mandatory for unicorns and four-in-hands. (See [Appendix CD-F](#) for VSE turnouts.) A knowledgeable adult horseman must accompany a Junior according to [Art. GR-2](#). No additional grooms or passengers are permitted. Failure to comply incurs elimination.

520.3 At the salute, drivers should take the reins in one hand. A lady should raise the whip vertically or horizontally in front of her face; a gentleman should remove his hat and let his arm drop loosely along his body or may render the salute as does the lady. The whip salute is used to acknowledge the judge at the start and finish of an individual test or at the beginning and end of a dressage test. The whip salute is also performed in the following ways.

- a. By moving the whip, held in the right hand, to a vertical position, the butt end even with the face.
- b. By moving the whip, held in the right hand, to a position parallel with the ground, the handle before the face.
- c. A gentleman may place the whip in his left hand and remove his hat.
- d. Para-Driving Athletes in able-bodied competitions. Athletes may salute with a nod of their head only. Hats must not be removed at the salute, and contact must be maintained on the reins during the halt and salute.

520.4 Error of Test: If a competitor attempts to perform a movement, or attempts to maintain the pace required and fails to do so, but does not deviate from the track, the President of the Jury may either treat it as an “Error of Course” (see [Art. GR-2](#)), or he may decide to leave the judges to give the movement an appropriate mark.

520.5 Error of Course

- a. Error of Course: It is an “Error of Course” when a competitor deviates from the required track or when a movement is performed at the wrong pace or omitted altogether.
- b. In the event of a competitor making an Error of Course, the President of the Jury will ring the bell and stop the competitor. The competitor must then resume the test from the beginning of the movement where the error was made. If the competitor is in any doubt, he may approach the President of the Jury for instructions.

520.6 For “an error of course” or if a groom dismounts, penalty marks will be levied as follows:

- First incident 5 penalty marks
- Second incident..... 10 penalty marks
- Third incident..... Elimination

520.7 If the Jury has not noted an error, the competitor has the benefit of the doubt.

- 520.8 Disobedience – any resistance in the forward movement, kicking or rearing is considered to be a disobedience and will be penalized as:
- First incident 5 penalty marks
 - Second incident..... 10 penalty marks
 - Third incident..... Elimination
- 520.9 Penalty points are noted only on the judge's sheet held by the President of the Jury.
- 520.10 Disconnected or broken harness: Should the rein, pole strap, chains or trace become disconnected or broken, or should the horse get a leg over the pole, trace or shaft, the President of the Ground Jury will ring the bell and a groom must dismount and reconnect or repair the broken part. The competitor will be penalized for a groom(s) dismounting.
- 520.11 In a case of marked lameness, the Judge or President of the Jury informs the competitor that he is eliminated. There is no appeal against this decision.
- 520.12 A competitor who does not enter the arena within 90 seconds after the entry bell is rung for his test may be eliminated at the discretion of the Jury. No competitor can be required to drive prior to his scheduled time.
- 520.13 If, during the test, the entire turnout leaves the arena, the competitor is eliminated. If part of a turnout leaves the arena, it must be scored as a poor movement and appropriate marks awarded.
- 520.14 A competitor leaving the arena at the end of a test in any way other than prescribed in the test will be penalized by an error. A competitor leaving the arena at the end of his test at any point other than "A" will be penalized for an error.
- 520.15 Competitors should be allowed to drive the outer perimeter of the arena before entering if possible.
- 520.16 Competitors will not be allowed to school in or around the arena while a class is in progress.
- 520.17 The judge may allow a competitor to restart a test if, in his discretion, some unusual circumstance has occurred to interrupt a test.
- 520.18 Any intervention by a third party not riding on the vehicle, whether solicited or not, with the object of facilitating the task of the Competitor or his horses, is forbidden as Outside Assistance. Grooms must remain seated in their proper places between entering and leaving the arena. They are not permitted to handle the reins, the whip, or speak unless they are dismounted and the vehicle is stationary. Groom(s) speaking will incur 10 penalty points – to be given only once per test.

Article 521 Time

The execution of the tests is not timed. The times shown on the test sheets are for scheduling information only.

SECTION D. SCORING

Article 522 Marking

- 522.1 All movements and certain transitions from one to another which have to be marked by the judge(s) are numbered on the judge's sheets.
- 522.2 They are marked from 0-10, with 0 being the lowest mark and 10 the highest mark.
- 522.3 The scale of marks is as follows:
- | | | | |
|------------------|---------------------------|--------------|-------------------|
| 10 – Excellent | 9 – Very Good | 8 – Good | 7 – Fairly Good |
| 6 – Satisfactory | 5 – Sufficient (Marginal) | | 4 – Insufficient |
| 3 – Fairly Bad | 2 – Bad | 1 – Very Bad | 0 – Not Executed* |
- Half-marks can be awarded. "Not executed" means that practically nothing of the required movement has been performed.

- 522.4 Collective marks are marked after the competitor has finished his performance for:
- Gaits
 - Impulsion
 - Submission
 - The driver's handling of the reins and whip; correctness and effect of the aids. Each collective mark is awarded from 0 to 10.
- 522.5 The collective marks, as well as certain difficult and/or infrequently repeated movements, can be given a coefficient of more than 1, which is fixed by the Dressage Committee of the ADS and appears on the test.
- 522.6 The mark for each movement should first establish the fact of whether the movement is performed insufficiently (4 or below) or marginal or better (5 or above). The judge should state the reason for each mark, as far as possible, but particularly for marks 5 downward.
- 522.7 A movement which must be carried out at a certain point of the arena should be done at the moment when the horse's head is above this point.
- 522.8 If a problem appears once, it may be treated lightly by the judge. If it appears successively, he will score it more harshly each time, i.e., nodding, stumbling, shying, etc.
- 522.9 Signs of tenseness or resistance on the part of the horse should be considered in the marks for each movement where they appear, as well as in the collective marks. Horses which get their tongues over the bit or perform with an open mouth should be marked down.
- 522.10 The levels of dressage are offered as a means of evaluating a horse that is changing. The purpose of each test is printed thereon. The horse should be considered in the light of the degree of training it should have achieved to be shown at that level.
- 522.11 Allocation of marks: The judges will allocate their marks individually, and there will be no consultation among judges once the competitor has commenced the test.
- 522.12 Pair and multiple turnouts: Pairs, tandems, and four-in-hands will be judged as a whole and not as individual horses.
- 522.13 Pace: The definition of paces – movements will apply to all types and breeds of horses.
- 522.14 Terminology: The following must be considered when judging Driven Dressage movements:
- Obedience and Lightness – willing response to aids without resistance; correctness of bend.
 - Regularity – the regularity, evenness and rhythm with which the horse puts his feet to the ground.
 - Contact – the tension in the reins between the driver's hands and the horse. It should be light and flexible and maintained at all times.
 - Impulsion – the willingness of the horse to go forward energetically at all times and to respond quickly and evenly to changes of pace. The horse must remain in balance while maintaining the same tempo with steps of equal size.
 - Straightness – carrying the head, neck and body in a straight line with the weight evenly divided among the legs.
 - Collection – roundness and engagement with good hock action, elevated poll allowing the shoulders to move with ease. The horse's energy is contained in a more deliberate pace than in the Working Trot. The haunches are more compressed, the croup is lowered, and the forehand is elevated to the same degree. The stride is shorter but more powerful than the working trot and the front legs will move from the shoulder with greater agility resulting in lightness and greater mobility throughout. The neck should be more arched. The shortening of the frame is not and never should be a result of pulling back but rather of asking and allowing the horse to move forward into the driver's hand.
 - Accuracy – Accuracy of turns, circles, serpentines, along side rails, deviations.

Article 523 General Impression

- 523.1 Principle: There are five boxes at the end of the Judges' Score Sheets for marks on General Impression.
- 523.2 Paces/Gaits: Regularity and freedom (if Four-in-hand, Pair or Tandem, maintenance of pace/gait by all horses). The quality of paces/gaits in each movement is marked under the appropriate movement. The mark for the general impression must reflect paces/gaits and transitions during the whole test.
- 523.3 Impulsion: Moving forward, engagement of the hindquarters (if Four-in-hand, Pair, or Tandem, all horses working). The level of impulsion may vary between movements and pace, but the mark for impulsion must reflect the performance of the horses through the test.
- 523.4 Obedience and Lightness/Submission: Response to aids, willing and without resistance. Correctness of bend. Suppleness.
- 523.5 Competitor: Use of aids, handling of reins and whip, position on the box, accuracy of the figures. The mark must reflect the consistent level of accuracy and quality of transitions.
- 523.6 Presentation
 - a. Appearance of driver and grooms: cleanliness, fitness, and condition of horses, harness and vehicle.
 - b. Bandages and brushing boots are not permitted under any circumstances. Failure to comply entails 10 penalty points.

At ADS Recognized Events, this also applies to overreach boots. Hoof boots that cover the sole of the hoof are permitted.

Article 524 Classification and Scoring

- 524.1 After each performance and after each Judge has given his collective marks, which must be done with due consideration, the judges' sheets pass into the hands of the scorers.
- 524.2 In regular dressage competition (pleasure shows, etc.) the total number of points awarded by each judge will be added together and divided by the number of judges to obtain the average. Any penalties under [Art. DR-520](#) awarded by the President of the Jury will be deducted from the average to obtain the total. The competitor with the highest number of points will be placed first. The winner is the competitor having the highest total points, the second, the one with the next highest total points and so on. In the case of equality of points, the competitor with the highest marks received under General Impressions must be declared the winner. When the scores for General Impressions tie, the judge may be required to decide on a winner after review of both score sheets or the horses may remain tied.
- 524.3 At Driven Dressage-only competitions, scores may be shown as the average score minus the penalty points and/or at the discretion of the organizers, may be scored as in combined driving or shown in percentages as in ridden dressage competitions.
- 524.4 In Combined Driving Events, scoring must be according to [Art. CD-956](#).

SECTION E. DRESSAGE OFFICIALS

Article 525 Ground Jury

- 525.1 The invited judges compose the Ground Jury and must be selected from the current roster of ADS Dressage or Combined Driving Judges, or a foreign judge approved by his National Federation.
- 525.2 If there is only one judge he is placed five meters from the end of the arena opposite the letter C. When two or three judges are used, one is placed at C, the second and third at B and/or E. Optionally, the second judge may be placed at B or E, and the third 2.5 meters from the long side of the arena at H or M (if the second judge is at B, the third should be at H and vice versa). Where there are five judges, they should sit at C, R, S, V, and P.
- 525.3 A separate enclosure (tent, trailer etc.) should be provided for each judge. It should be raised at least 0.5 meters (20 inches) above the ground to give the judge a good view of the arena.
- 525.4 One member (and only one, but not the President or Head Judge) of a three-person Jury, or two members (but not the President or Head Judge) of a five-person Jury, may be chosen from the roster of current USDF Dressage judges.

Article 526 Technical Delegate

The Technical Delegate must be selected from the current roster of ADS Pleasure Show TDs or Combined Driving TDs. Refer to Appendix GR-A and Appendix CD-H for required officials.

Article 527 Responsibilities of Management

- 527.1 Classes should be divided by similar turnouts (singles, pairs, fours, etc.). Horses may not be entered more than once in any dressage class. At Pleasure Driving Competitions or Driven Dressage Competitions, competitors may enter two consecutive levels with the same horse and driver combination, e.g. Training and Preliminary or Preliminary and Intermediate.
- 527.2 No judge should be required to officiate longer than eight hours in one day. A scheduled 10 minute break must be provided for every two hours of judging.
- 527.3 A tentative class schedule must be included in the ADS Omnibus. If the day of competition is changed, forcing a competitor to withdraw, his entry fees must be refunded.
- 527.4 Organizers should prepare a time schedule including all driving times. If possible, competitors should be notified of their driving time in advance. In preparing the schedule consideration should be given to drivers entered in more than one class.
- 527.5 Time intervals should be scheduled between classes to allow for judges' breaks and award presentations. The time schedule should be posted in a conspicuous place by noon the day before the competition.
- 527.6 Following the presentation of awards for each class, the judge's score sheet should be given to the competitor.

Article 528 Cruelty

The General Regulations refer to cruelty. (See [Art. GR-4.](#))

Article 529 Equipment

- 529.1 Style of harness or vehicle should not influence the type of bit being used (see [Art. GR-18](#)).
- 529.2 Bandages and brushing boots are not permitted. Failure to comply entails 10 penalty points and **At ADS Recognized Events, this also applies to overreach boots. Hoof boots that cover the sole of the hoof are permitted.**
- 529.3 Auxiliary reins, including any type of check reins or martingales are not permitted (unless appropriate to the vehicle). Side checks may be used in Training division only.


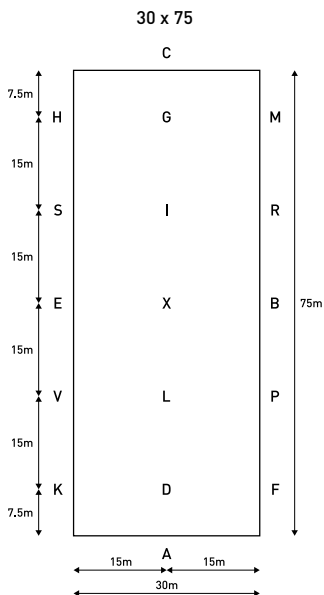


Diagram of Small (80m) Dressage Arena

The diagram shows a rectangular building layout with the following dimensions and labels:

- Overall Dimensions:** The building is 30 m wide and 60 m high.
- Internal Divisions:** The building is divided into six horizontal sections, each 11.25 m high. The top and bottom sections are 7.5 m high.
- Labels:**
 - Top Section:** Labeled 'C' at the top center and 'H' on the left wall.
 - Second Section:** Labeled 'G' at the top center and 'S' on the left wall.
 - Third Section:** Labeled 'I' at the top center and 'E' on the left wall.
 - Fourth Section:** Labeled 'X' at the top center and 'V' on the left wall.
 - Fifth Section:** Labeled 'L' at the top center and 'K' on the left wall.
 - Bottom Section:** Labeled 'D' at the top center and 'K' on the left wall.
- Right Wall Labels:** The right wall is labeled 'M', 'R', 'B', 'P', and 'F' from top to bottom.
- Bottom Labels:** The bottom wall is labeled 'A' at the center. The width is divided into two 15 m sections.

Diagram of VSE Size-Adjusted Small Dressage Arena



Dressage

Appendix DR-B. Driven Dressage Tests

Dressage Tests are available upon request, or can be downloaded from the ADS Website: www.americandrivingsociety.org. FEI Driving Dressage tests can be found at <https://inside.fei.org/fei/your-role/organisers/driving/dressage-tests>

TEST	AVERAGE DRIVING TIME 40mx80m Ring*	SCHEDULE TIME MIN. TIME BETWEEN TESTS **
Training A	6 min	8 min
Training B	6½ min	8 min
Training C	5½ min	7 min
Preliminary A	7½ min	9 min
Preliminary B	7 min	9 min
Preliminary C	8 min	10 min
Intermediate A	8½ min	10 min
Intermediate B	8½ min	10 min
Intermediate C	8 min	10 min

Tests driven by tandems and four-in-hands should be driven in a 40 x 100 meter arena, but are allowed in 40 x 80 meter.

* Add 1 minute to Schedule/minimum time between drivers for any class driving in 40m x 100m ring.

** Schedule extra time for VSE Classes held in 40m x 80m ring. Do not add time for VSE classes held in size adjusted rings, refer to [Appendix DR-A](#) for size-adjusted arena options.

Appendix DR-B.1 Arena Trial Dressage Tests

TEST	AVERAGE DRIVING TIME*	SCHEDULE TIME MIN. TIME BETWEEN TESTS
AT Training A	5½ min	7 min
AT Training B	5½ min	7 min
AT Preliminary A	6 min	8 min
AT Preliminary B	6 min	8 min
AT Intermediate A	6 min	8 min
AT Intermediate B	6 min	8 min
AT Advanced	7 min	9 min

* Time dependent on ring size and access

Appendix DR-C. Dressage Test Scoring for 2023 Driven Dressage Tests

COMBINED DRIVING COMPETITIONS ([Art. CD-956](#)):

1. Points awarded by all Judges are averaged (Average Total Points)
2. Average Total Points x factor = Adjusted score
3. Maximum possible (160) – Adjusted score + additional penalties = penalties.

DRESSAGE COMPETITIONS ONLY (ALTERNATIVE METHOD) — ([Art. DR-524.3](#)):

1. Points awarded by all Judges are averaged (Average Total Points)
2. Average Total Points – additional penalties = Total score
3. Total Score ÷ Total Points x 100 = Test %

FEI Driving Dressage tests can be found at <https://inside.fei.org/fei/your-role/organisers/driving/dressage-tests>

TEST Includes Presentation Score	TOTAL POINTS	FACTOR (MAX. 160)
Training A	160	1.000
Training B	180	0.889
Training C	170	0.941
Preliminary A	190	0.842
Preliminary B	190	0.842
Preliminary C	200	0.800
Intermediate A	200	0.800
Intermediate B	210	0.762
Intermediate C	210	0.762
ARENA TRIALS		
2020 AT Tests (Include Turnout Scores)	Total Points	Factor (Max 160)
AT Training A	180	.889
AT Training B	180	.889
AT Preliminary A	190	.842
AT Preliminary B	200	.800
AT Intermediate A	190	.842
AT Intermediate B	190	.842
AT Advanced	190	.842

this page is BLANK do not print

back of tab

Rules for Combined Driving Competitions



this page is BLANK do not print

back of tab

Rules for Combined Driving Competitions

Chapter 1 – General	CD-3
Article 900 International Rules	CD-3
Chapter 2 – Structure of Competitions	CD-5
Article 901 Categories and Levels	CD-5
Chapter 3 – Classification	CD-6
Article 902 Competitions	CD-6
Article 903 Events	CD-6
Article 904 Equality of Scores	CD-6
Article 908 Names of Horses	CD-6
Article 910 Official Results	CD-6
Article 911 Principles	CD-6
Chapter 4 – Eligibility (Age of Athletes – Starting Possibilities)	CD-7
Article 912 Minimum Age – Athletes and Grooms	CD-7
Article 913 Minimum Eligibility Requirements/Qualification Criteria	CD-7
Article 915 Hors Concours	CD-7
Chapter 5 – Athletes	CD-8
Article 928 Dress, safety and whips	CD-8
Chapter 6 – Horses	CD-9
Article 929 Age of Horses	CD-9
Article 930 Height	CD-10
Article 931 Number of Horses	CD-10
Article 932 Special Conditions	CD-10
Article 933 Welfare of the Horse (Abuse of Horses and Doping)	CD-10
Article 934 Stable Security	CD-11
Article 935 Examinations and Inspections of Horses	CD-11
Chapter 7 – Carriages and Harness	CD-14
Article 936 [FEI] Permitted Carriages	CD-14
Article 937 Weights and Dimensions	CD-14
Article 938 Equipment	CD-16
Article 939 Tires	CD-16
Article 940 Harness, Carriage and Horses	CD-16
Article 941 Advertising on Carriages, Harness and Clothing	CD-18
Article 942 Safety	CD-19
Chapter 8 – Conditions for Participation	CD-19
Article 943 Participation	CD-19
Article 944 Identification Number	CD-21
Article 945 Outside assistance	CD-21
Chapter 9 – Substitutions	CD-23
Article 946 Substitutions	CD-23
Chapter 10 – Declaration of Starters – Order of Starting	CD-23
Article 947 Declaration of Starters	CD-23
Article 948 Starting Order	CD-23
Chapter 11 – Driven Dressage	CD-23
Article 949 General	CD-23
Article 950 The Arena	CD-24
Article 951 Driven Dressage Tests	CD-24
Article 952 Conditions	CD-24
Article 953 Judging	CD-25
Article 954 Movements and their descriptions	CD-25
Article 955 General Impression	CD-28
Article 956 Scoring	CD-29
Article 957 Summary of Driven Dressage Penalties	CD-30
Article 958 Classification	CD-31

Chapter 12 – Marathon	CD-32
Article 959 General	CD-32
Article 960 The Course	CD-32
Article 961 Obstacles in Section B	CD-35
Article 962 Inspection of the Course	CD-36
Article 963 Times	CD-37
Article 964 Penalties on the Marathon Course	CD-38
Article 965 Obstacle Penalties	CD-40
Article 966 Judges	CD-42
Article 967 Officials	CD-42
Article 968 Classification	CD-43
Article 969 Summary of Penalties in Marathon and in Combined Marathon	CD-44
Chapter 13 – Cones	CD-45
Article 970 General	CD-45
Article 971 Competitions	CD-45
Article 972 The Course	CD-46
Article 973 Obstacles	CD-46
Article 974 Cones Competition Summary	CD-49
Article 975 Judging Cones Competition	CD-50
Article 976 Fault Competition	CD-53
Article 977 Drive-Off	CD-53
Article 978 Time Competition	CD-54
Article 979 Competition in Two Phases	CD-54
Article 980 Competition with a Winning Round	CD-55
Article 981 Summary of Penalties in Cones	CD-55
Chapter 14 – Officials	CD-57
Article 984 Conflict of Interest	CD-57
Article 986 Judges	CD-57
Article 987 Composition of the Ground Jury	CD-57
Article 988 Technical Delegate	CD-58
Article 989 Course Designers	CD-59
Article 990 Chief Steward	CD-59
Article 991 Appeal Committee	CD-60
Article 992 Veterinary Delegate and Veterinary Commission	CD-61
FEI Annex 1. Diagram of the Driven Dressage Arena	CD-62
Diagram of the Small Driven Dressage Arena	CD-62
Diagram of the Driven Dressage Arena for Test 3 ^C H4	CD-63
FEI Annex 2. At ADS-recognized events, the provisions of this annex do not apply	
FEI Annex 3. Cones: Open Multiple Obstacles	CD-64
FEI Annex 4. Cones: The Bridge	CD-67
FEI Annex 5. Cones: Alternative / Option Cones	CD-68
FEI Annex 6. Cones: Oxer	CD-69
FEI Annex 7. Cone Specifications	CD-70
FEI Annex 8. At ADS-recognized events, the provisions of this annex do not apply.	
FEI Annex 9. At ADS-recognized events, the provisions of this annex do not apply.	
Appendix CD-A. Driving Trials	CD-71
Appendix CD-B. Arena Trials	CD-73
Appendix CD-C. Driving Derby	CD-76
Appendix CD-D. Safety Checklist	CD-80
Appendix CD-E. Quick Reference Guide for CDEs	CD-81
Appendix CD-F. Very Small Equines	CD-83
Appendix CD-G. Measurement of Combined Driving Ponies	CD-84
Appendix CD-H. Minimum Required Officials for Competitions	CD-84
Appendix CD-I. Hybrid Division Names	CD-87
Glossary of Combined Driving Terms	CD-87

Rules for Combined Driving Competitions

Preamble

This edition of the FEI Driving Rules comes into force on January 1, 2014 (*updates effective 1 January 2022*). As from the aforementioned date, all other texts covering the same matter (other editions, and all other official documents) issued previously are superseded.

Although this booklet sets out the detailed Rules of the FEI governing International Driving Events, it must be read in conjunction with the Statutes, the General Regulations, the Veterinary Regulations as well as all other FEI Rules and Regulations.

Not every eventuality can be provided for in these Rules. These Rules are supplemented by a “Notes for Guidance” document published and updated from time to time on the FEI website. When interpreting the rules, the “Notes for Guidance” document should also be taken into account and the Rules should be interpreted accordingly. Additionally, in any unforeseen or exceptional circumstances it is the duty of the Ground Jury to make a decision in a sporting spirit and approaching as nearly as possible to the intention of these Rules and of the General Regulations of the FEI.

Throughout this publication, the word “Horse” shall mean Horse and/or Pony; the masculine shall also include the feminine and the singular the plural unless otherwise stated in a specific Rule. Terms with a capitalised first letter are defined in the [FEI] Driving Rules, in the [FEI] General Regulations or in the [FEI] Statutes.

At ADS-recognized events, the word “Horse” shall also mean Horse, Pony, Very Small Equine (VSE), Donkey or Mule.

Chapter 1 – General

Article 900 International Rules

900.1 These Rules are intended to standardise International Driving Events, as far as possible, so that the conditions at such Events must be fair and similar for all Athletes.

900.2 A Driving or Para Driving Event commences one hour before the First Horse Inspection and concludes one half hour after the announcement of the Final Results.

900.3 Period of Jurisdiction — On-Site Preparation Period

The Period of jurisdiction starts 1 (one) hour before the first horse inspection until 30 (thirty) minutes after publication of the final results.

The On-Site Preparation Period is defined as the period from the opening of the stables until 1 (one) hour before the First Horse Inspection, or if the event begins before the First Horse Inspection takes place, until 1 (one) hour before the start of the first competition of the event.

During the On-Site Preparation Period, the persons responsible, owner and other support personnel are supervised by the stable manager, FEI Stewards and/or FEI Veterinarians. Any persons responsible, owner and/or support personnel who violates an FEI Rule and Regulation and/or fails to comply with instructions of the relevant FEI Official(s) during the On-Site Preparation Period is liable to be sanctioned, such sanction to be imposed by the Chief Steward, President of the Ground Jury or Technical Delegate (as applicable) when the Period of Jurisdiction has commenced.

At ADS-recognized events, the duties of supervision will be performed by competition management, Jury and Technical Delegate.

The ADS recognizes this Code as set forth by the FEI

THE FEI CODE OF CONDUCT FOR THE WELFARE OF THE HORSE

The FEI requires all those involved in international equestrian sport to adhere to the FEI Code of Conduct and to acknowledge and accept that at all times the welfare of the Horse must be paramount. The welfare of the Horse must never be subordinated to competitive or other interests. The following points must be particularly adhered to:

1. General Welfare:

- a) Good Horse management – Stabling and feeding must be compatible with the best Horse management practices. Clean and good quality hay, feed and water must always be available.
- b) Training methods – Horses must only undergo training that matches their physical capabilities and level of maturity for their respective disciplines. They must not be subjected to methods that are abusive or cause fear.
- c) Farriery and tack – Foot care and shoeing must be of a high standard. Tack must be designed and fitted to avoid the risk of pain or injury.
- d) Transport – During transportation, Horses must be fully protected against injuries and other health risks. Vehicles must be safe, well ventilated, maintained to a high standard, disinfected regularly and driven by competent personnel. Competent handlers must always be available to manage the Horses.
- e) Transit – All journeys must be planned carefully, and Horses allowed regular rest periods with access to food and water in line with current FEI guidelines.

2. Fitness to compete:

- a) Fitness and competence – Participation in Competition must be restricted to fit Horses and Athletes of proven competence. Horses must be allowed suitable rest period between training and Competitions; additional rest periods should be allowed following travelling.
- b) Health status – No Horse deemed unfit to compete may compete or continue to compete. Veterinary advice must be sought whenever there is any doubt.
- c) Doping and Medication – Any doping or illicit use of medication constitutes a serious welfare issue and will not be tolerated. After any Veterinary treatment, sufficient time must be allowed for full recovery before Competition.
- d) Surgical procedures – Any surgical procedures that threaten a competing Horse's welfare or the safety of other Horses and/or Athletes must not be allowed.
- e) Pregnant/recently foaled mares – Mares may not compete when more than four months pregnant or with foal at foot.
- f) Misuse of aids – Abuse of a Horse using natural riding aids or artificial aids (e.g. whips, spurs, etc.) will not be tolerated.

3. Events must not prejudice Horse welfare:

- a) Competition areas – Horses must be trained and compete on suitable and safe surfaces. All obstacles and Competition conditions must be designed with the safety of the Horse in mind.
- b) Ground surfaces – All ground surfaces on which Horses walk, train or compete must be designed and maintained to reduce factors that could lead to injury.
- c) Extreme weather – Competitions must not take place in extreme weather conditions that may compromise horse welfare or safety. Provision must be made for cooling conditions and cooling equipment for Horses after competing.
- d) Stabling at Events – Stables must be safe, hygienic, comfortable, well ventilated and of sufficient size for the type and disposition of the Horse. Washing-down areas and water must always be available.

4. Humane treatment of Horses:

- a) Veterinary treatment – Veterinary expertise must always be available at an Event. If a Horse is injured or exhausted during a Competition, the Athlete must stop competing and a veterinary evaluation must be performed.
- b) Referral centres – Wherever necessary, Horses should be collected by ambulance and transported to the nearest relevant treatment centre for further assessment and therapy. Injured Horses must be given full supportive treatment before being transported.
- c) Competition injuries – The incidence of injuries sustained in Competition must be monitored in accordance with the relevant discipline requirements. Ground surface conditions, frequency of Competitions and any other risk factors should be examined carefully to indicate ways to minimise injuries.
- d) Euthanasia – If injuries are sufficiently severe a Horse may need to be euthanized on humane grounds by a veterinarian as soon as possible, with the sole aim of minimising suffering.
- e) Retirement – Horses must be treated sympathetically and humanely when they retire from Competition.

5. Education:

The FEI urges all those involved in equestrian sport to attain the highest possible levels of education in areas of expertise relevant to the care and management of the Competition Horse.

This Code of Conduct for the Welfare of the Horse may be modified from time to time and the views of all are welcomed. Particular attention will be paid to new research findings. The FEI encourages further funding and support for welfare studies.

Chapter 2 – Structure of Competitions

Article 901 Categories and Levels

901.1 Classes:

All, or any, of the following classes may be held at the same Event, but each must be classified separately:

Horse: Single (H1), Para (H1PARA) Pair (H2) and Four-in-Hand (H4)

Pony: Single (P1), Para (P1PARA) Pair (P2) and Four-in-Hand (P4)

- 1.1 At ADS-recognized events, tandem and/or unicorn classes for horses, ponies, and/or Very Small Equines (VSEs) may be offered under separate classification. Except for harnessing requirements that are specific to four-in-hands, unicorns will compete under the same conditions and requirements as four-in-hands; tandems will compete under the same conditions and requirements as pairs.**

901.3 Levels of difficulty

The levels of difficulty are defined by a progressive star rating system ranging from the lowest level (1*) to the highest level (4*). Senior Athletes must successfully complete FEI Competitions to progress through the Star system, as outlined in [Art. CD-913.2](#).

- 3.1 At ADS-recognized events, the Organizing Committee of an Event may decide which Competitions are suitable for their particular Event and may include any one, two or all three competitions. Championships must consist of all three Competitions.**
- 3.2 At ADS-recognized events, approval for the divisions an Organizer applies to offer shall be based upon the relative experience of the Organizer and status and relative experience of the officials hired for the event.**

Driven Dressage and Cones-only competitions may be arranged by the organizing committee under these rules.

901.10 Overview of Categories and Competitions

At ADS-recognized events:

- 10.1 A “Three-Day Event” consists of three distinct Competitions taking place on separate days. The Competitor may compete with more than one entry, schedule permitting, unless the Organizer states differently in the ADS Omnibus. ([See Art. CD-943.2](#).)**
- 10.2 A “Two-Day Driving Event” may consist of either: Driven Dressage and Cones on the first day, followed by a Marathon on the second day; or Driven Dressage on the first day, followed by the Marathon and Cones on the second day.**
- 10.3 A “Driving Trial” consists of three competitions: Driven Dressage first, followed by the Marathon and Cones, in either order. The Marathon is only one section (B). All three competitions may take place on the same day. The number of entries with which a Competitor may compete is at the discretion of the organizer. See the modified competition rules in [Appendix CD-A. Driving Trials](#).**
- 10.4 An “Arena Trial” may be held in a suitable indoor or outdoor arena. Refer to the modified competition rules in [Appendix CD-B. Arena Trials](#). The number of entries with which a competitor may compete is at the discretion of the organizer.**
- 10.5 A “Combined Test” consists of any two competitions, but typically consists of Driven Dressage and Cones and may be offered as a stand-alone event or as part of any of the ADS-recognized events under 10.2-10.4 above.**
- 10.6 A “Combined a-la-carte (CAC) event” may use any of the above formats, with class entry selections made at the competitor’s option from those published in the ADS Omnibus on the entry form. Organizers may offer one or more driven dressage tests, Marathon and Cones classes based on a combination of division and turnout. Athletes have the option to select one class for each of the three competitions. Example: Dressage – Preliminary; Marathon – Training; Cones – Intermediate.**

Awards shall be limited to class entries or combined at the Organizer's discretion. Overall division awards, if offered, are limited to entries competing in the same division for all three competitions.

Chapter 3 – Classification

Article 902 Competitions

- 902.1 At the conclusion of each Competition, the Athletes will be classified according to the penalties received in that Competition.
- 902.2 In each Competition, the winner is the Athlete with the least number of penalties.
- 902.3 Scores will be calculated to two decimal places.

Article 903 Events

- 903.1 The Final Classification for individuals is determined by adding together the penalties received in each Competition. The Athlete with the lowest number of penalties is the winner of the Event.
- 903.2 Athletes who are Eliminated or Disqualified or who Retire or Withdraw in any one of the Competitions cannot be included in the Final Classification. They will only be listed on the result sheet as: Eliminated (E), Disqualified (D), Retired (R), or Withdrawn (W).

Article 904 Equality of Scores

If there is an equality of scores on completion of the three Competitions, the Athlete with the least number of penalties in Marathon will be classified above the others. If there is still an equality of points, the scores in Dressage will be the deciding factor.

Article 908 Names of Horses

The names of the Horses must appear on all score sheets, including the name of the spare Horse.

Article 910 Official Results

Results are “official” as soon as they have been confirmed and signed by the Ground Jury and published on the official board at the Show Office.

Article 911 Principles

911.1 Penalties

The Rules concerning the Event and each Competition must be strictly enforced by the Ground Jury. Athletes who fail to comply with these Rules may incur Disqualification or Elimination, unless some other penalty is prescribed in the relevant Article.

At ADS-recognized events, the jury member disqualifying or eliminating a competitor shall state the rule number under which the penalty is assessed.

911.2 Warning Card

Where there is abuse of Horses in any form or incorrect behavior towards Event Officials or any other party connected with the Event, non-compliance with Driving Rules during the On-Site Preparation Period and Period of Jurisdiction, the President of the Ground Jury, the President of the Appeal Committee and the FEI Chief Steward, as an alternative to instituting the procedures foreseen in the legal system, may deliver to the Person Responsible a Warning Card.

911.3 Disqualified (D)

Athletes and Horses may be Disqualified for contravening certain of these Rules at any time during an Event. An Athlete or Horse who has been Disqualified is prohibited from taking any further part in the Event or winning any prize. Disciplinary action may be taken subsequently by the NF of the offender or by the FEI if the incident is reported to the FEI by the Foreign Judge or Appeal Committee, or if a Warning Card has been issued.

911.4 Eliminated (E)

- 4.1 Athletes will be Eliminated from a Competition as a penalty for contravening certain Rules during the Competitions.
- 4.2 Athletes who are Eliminated may compete in subsequent Competition(s) in the Event.

911.5 Retired (R)

Athletes, who, for any reason, do not wish to continue, may decide to Retire during any of the Competitions. If an Athlete Retires in a Competition he is allowed to compete in the subsequent Competitions in the Event.

911.6 Withdrawn (W)

Athletes are deemed to have Withdrawn if, for any reason, they fail to start in any of the Competitions. Once Withdrawn, Athletes may not take any further part in the Event with the turnout in question.

911.7 Lameness or Unfit Horses

If a Horse is deemed to be lame or unfit by

- The Judge at C in Dressage, the Horse must be Disqualified and may not compete in any other Competition. The Athlete is eliminated.
- A member of the Ground Jury in Marathon or Cones, the Horse will be Eliminated as well as the Athlete.

911.8 Placings and Prize Money

- 8.1 Athletes who Retire or are Eliminated from any Competitions may not be placed in that Competition or in the final classification.
- 8.2 Athletes may only receive prize money in Competitions in which they have competed without Disqualification, Elimination or Retirement. No Prize Money will be awarded to an Athlete who has been disqualified from any Competition.

Chapter 4 – Eligibility (Age of Athletes – Starting Possibilities)**Article 912 Minimum Age – Athletes and Grooms**

For ADS-recognized events, the provisions of 1-4 and 6 of this article do not apply. See Art. GR-2.7 for minimum age requirements. The minimum competition age for grooms is 14. Exception: Driving Trial (Training and Preliminary divisions), the minimum competition age for a groom is 12.

912.5 Age:

Age is determined from the beginning of the calendar year in which the Athlete and grooms reach the designated age.

Article 913 Minimum Eligibility Requirements/Qualification Criteria**913.3 Eligibility for ADS-recognized Events****3.1 Training division**

- a. ***Open to a horse that has not completed* more than one recognized Combined Driving Event (CDE) or Driving Trial (DT) above the Training division, driven by an athlete who has not competed in the Advanced division. An Advanced driver may participate in this division, but must go Hors Concours (HC).***
- b. ***Open to a driver who has not completed* more than one recognized CDE or DT above the Training division, with a horse of any level of competitive experience.***
- c. ***Limit classes are open only to horse and driver combinations not yet eligible for Preliminary Division.***

3.2 Preliminary division

- a. ***The driver has completed* at least two recognized CDEs or two DTs or had other equivalent driving experience.***

- b. Limit classes are open to drivers who are not yet eligible for Intermediate division competitions.**

3.3 Intermediate division – the driver has completed* at least three Preliminary division CDEs.

3.4 Hybrid divisions offering Advanced Dressage and Cones – the driver has completed* at least four Preliminary or Intermediate division CDEs.

*** Note: Completed means the entry is classified in each event including marathons without being disqualified, eliminated, retired or withdrawing from any of the competitions.**

Article 915 Hors Concours

No Athlete may take part “Hors Concours” in any International Competition.

At ADS-recognized events, a Competitor may enter as HC at the discretion of the organizer subject to scheduling limitations. An HC, when driven as a second entry, must be driven after the competing entry.

Chapter 5 – Athletes

Article 928 Dress, safety and whips

928.1 Dress in Dressage and Cones on a Dressage Carriage

- 1.1 The dress of Athletes and Grooms must conform to the style of the Carriage and harness used. Jackets or national dress, driving aprons, hats or protective headgear and gloves are obligatory for Athletes. **At ADS-recognized events, jackets are optional for lady drivers.**
- 1.2 **Jackets or national dress, driving aprons, hats or protective headgear and gloves are obligatory for Athletes. Para Driving Athletes from nominated profiles may compete with no gloves or adapted gloves, but must have this noted on the Masterlist following classification evaluation. At ADS Competitions, the Para Athlete will be required to have the applicable dispensation. (See [Art. CD-981](#))**
- 1.3 Grooms must wear jackets or national dress, hats or protective headgear and gloves.
- 1.4 In Cones, Grooms must remain seated in their proper positions between the start line and the finish line. **At ADS-recognized events, grooms may sit or stand. Grooms are not allowed to change position between the start and finish. Grooms sliding, lifting or moving the Vehicle in any way will incur immediate elimination.**
- 1.5 The President of the Ground Jury may decide that:
Jackets may be removed in excessively hot and humid weather.
Cooling vests may be worn in excessively warm weather except at times when body protectors are mandatory.
Wet weather clothing may be worn and aprons not required in wet weather.
- 1.6 Penalties for improper dress are stated under [Art. CD-957](#) and [Art. CD-981](#).
- 1.7 **At ADS-recognized events, during cones all persons on the vehicle must wear properly fastened protective headgear which meets or exceeds international testing standards including ASTM (American Society for Testing and Materials)/SEI (Safety Equipment Institute) standards for equestrian use and carries the SEI tag. It must be properly fitted with harness secured and securely fastened by a permanently affixed safety harness. The responsibility for compliance rests with each person on the vehicle. Failure to comply results in elimination of the entry.**

928.2 Dress in Marathon and Combined Marathon

- 2.1 Less formal dress is acceptable in Marathon for the Athlete and Grooms. Shorts are not permitted. Infringement will incur 10 penalties per person.
At ADS-recognized events, non-permitted "shorts" are defined as clothing that does not cover the legs to the ankles.

- 2.2 Athletes and Grooms must wear securely fastened Protective Headgear and Protective Vests during the Marathon or any competition that includes marathon-type obstacles. Infringement will result in Elimination.
- 2.3 In addition, failure to wear such Protective Headgear and Protective Vests where and when required after being notified to do so by an Official, shall result in a Warning Card being issued to the Athlete.
- 2.4 When a body/back protector is required, air protector can be used combined with a real back or body protector but never without.

At ADS-recognized events:

2.5 Medical Armbands are strongly recommended.

2.6 All persons on the vehicle during Marathon must wear properly fastened protective headgear which meets or exceeds international testing standards including ASTM (American Society for Testing and Materials)/SEI (Safety Equipment Institute) standards for equestrian use and carries the SEI tag. It must be properly fitted with harness secured and securely fastened by a permanently affixed safety harness. The responsibility for compliance rests with each person on the vehicle. Failure to comply results in elimination of the entry, and the competitor will not be allowed to continue in the Marathon.

928.3 Dress for Athletes and Grooms under the age of 18

- 3.1 At all times, while on a carriage, Athletes and Grooms under the age of 18 must wear a body /back protector and a securely fastened Protective Headgear. Infringement will result in Elimination.
- 3.2 In addition, failure to wear such Protective Headgear and back protector (in compliance with the applicable international testing standards) where and when required after being notified to do so by an Official, shall result in a Warning Card being issued to the Athlete.
- 3.3 During Horse inspections, it is strongly recommended for Athletes and Grooms under the age of 18 to wear securely fastened Protective Headgear.

928.4 Whip for Dressage and Cones

- 4.1 The Athlete must carry a driving whip.
- 4.2 An Athlete must start the competition with a whip in hand or incur 5 penalty points.
- 4.3 If an Athlete drops or puts down his whip, when in the arena, or if it is not held in the hand, he will incur 5 penalty points.
- 4.4 The whip, if dropped, need not be replaced and the Athlete may finish without a whip. However the Groom may hand the Athlete a spare whip and without any further penalty.
- 4.5 Para Driving Athletes from nominated profiles may compete with the whip held/used by groom, but must have this noted on the Masterlist following classification evaluation. **At ADS Competitions, the Para Athlete will be required to have the applicable dispensation. (See Article 1.8)**

928.5 Whip for Marathon and Combined Marathon

- 5.1 The whip can only be used by the Athlete. Failure to comply will incur 20 penalties.
- 5.2 Para Driving Athlete from nominated profiles may compete with the whip held/used by groom, but must have this noted on the Masterlist following classification evaluation. **At ADS Competitions, the Para Athlete will be required to have the applicable dispensation. (See Article 1.8)**

Chapter 6 – Horses

Article 929 Age of Horses

In CAI 1*, Horses must be 5 years old or over. In CAI 2* and above, Horses must be 6 years old or over. Failure to comply with this Article will result in the Disqualification of the Horse.

At ADS-recognized events, horses/ponies must be a minimum of four years of age to enter any Competition.

Article 930 Height

930.1 For Driving Ponies maximum height and measuring, please refer to the FEI Veterinary Regulations CHAPTER IX - PONY MEASURING.

At ADS Recognized Events refer to Appendix GR-B ADS Measurement Program.

930.4 At ADS-recognized events, the Organizer may have one class for all ponies, or divide pony classes in up to 3 sub-classes based on size as follows:

LARGE PONY	SMALL PONY	VERY SMALL EQUINE
120-148 cm. with or without shoes or 149 cm. with shoes	99 cm.- less than 120 cm. with or without shoes	Under 99 cm. ¹
1) At ADS-recognized events, VSEs and ponies 99 cm. and above may compete in all divisions at speeds not greater than published in Art. CD-960.2.9 and Appendix CD-E .		

At ADS-recognized events, in a mixed-height turnout, the speeds for the larger animal will apply. Horse/pony combinations are allowed. See [Appendix GR-B](#) for additional information on measurement procedures of combined driving ponies.

Article 931 Number of Horses

931.1 The correct number of Horses stipulated for each class must be driven throughout each Competition. Athletes may not remove one or more Horses during a Competition and continue with less than the number stipulated for their Class.

931.2 A Horse may only take part once in each Competition.

931.3 Failure to comply any part of this Article will result in elimination.

Article 932 Special Conditions

Mares are not allowed to compete after their fourth month of pregnancy or with a foal at foot. If it is subsequently confirmed that a mare competed under either of these conditions, she will be Disqualified from all Events to which these conditions applied and the case will be reported to the [FEI] Secretary General (See Code of Conduct).

Article 933 Welfare of the Horse (Abuse of Horses and Doping)

933.1 Abuse of the Horse – Definition

Abuse of Horse means an action or omission that causes or is likely to cause pain or unnecessary discomfort to a Horse including, but not limited to:

- Pressing of exhausted Horses,
- Excessive use of a whip,
- An unacceptably severe, badly fitting, broken or damaged bit;
- Badly fitting harness which might cause distress to the Horse,
- Damage to a Carriage which might cause injury to the Horse.

933.2 Wounds and Lacerations

- Blood on Horses may be an indication of abuse of Horse and must be investigated case by case by any member of the Ground Jury.
- Such horses may be eliminated from the Competition. In extreme cases where abuse is evident, further sanctions will be taken against the Athlete, such as a Warning Card.
- In minor cases of blood in the mouth, such as where a Horse appears to have bitten its tongue or lip, or minor bleeding on limbs, after investigation the Athlete may be authorized to continue.

933.3 Reporting

Stewards, or any other Official, must report any instance of abuse of the Horse to any member of the Ground Jury as soon as possible.

At ADS-recognized events, the President of the Jury may assign the above responsibilities to other qualified individuals.

933.4 Penalty

Acts deemed as Abuse of Horse will result in the imposition by the Ground Jury of any or a combination of the following penalties:

- a. Warning card
- b. Fine
- c. Elimination
- d. Disqualification from the Event.

Article 934 Stable Security

At ADS-recognized events, stable arrangements and security are at the discretion of the Organizer and approval of the Technical Delegate. Arrangements must be published with the ADS Omnibus.

934.2 CAIs

- 2.1 See [FEI] Veterinary Regulations, Article 1008.
- 2.2 Stable security as described in the Veterinary Regulations is not required. The OC is responsible for the control of all stable areas so that the following minimum security requirements are met:
 - The Welfare of the Horse is the first priority.
 - 24-hour security and supervision of the Stable Area(s) must be maintained whenever any stables are occupied.
 - Security fences are not obligatory, but fences and gates may be installed for safety and security reasons at the discretion the OC.
 - The stabling area must be approved by the Technical Delegate in conjunction with the FEI Chief Steward.
 - No Horse may be stabled overnight inside a truck or trailer. Only the Technical Delegate in consultation with the Chief Steward and the FEI Veterinary Delegate may grant exceptions in extreme circumstances or wet ground conditions in the stable area.

Article 935 Examinations and Inspections of Horses

See [FEI] Veterinary Regulations, Chapter "Horse Inspections."

935.1 Examination on Arrival.

At ADS-recognized events, the Examination on Arrival is not required.

- 1.1 This must take place at all Events upon arrival of competing Horses, and in any case before they enter the Event stables.
- 1.2 The purpose of this Examination on Arrival is to establish the Horses' identity by checking the passport and any other relevant documents, and to establish its general state of health.
- 1.3 The Examination on Arrival must be performed by the Veterinary Delegate or a Treating Veterinarian of the host country.
- 1.4 Any doubtful cases concerning identity or health must be reported to the Veterinary Delegate (if he does not perform the Examination himself) or to the Veterinary Commission as soon as possible and in any case not later than one hour before the First Horse Inspection.

935.2 First Horse Inspection

At ADS-recognized events, the First Horse Inspection is at the option of the Organizer. When required, it must be stated in the ADS Omnibus.

- 2.1 This must take place at all Events before the start of the first Competition. It must be performed under the direction of the President of the Ground Jury, together with at least one other member of the Ground Jury, the Veterinary Delegate and/or the President of the Veterinary Commission. See [FEI] Veterinary Regulations and Guidelines for OCs and Officials for details.
- 2.2 For safety reasons, Horses must be presented in bridles and shown on a loose rein or lead. Each Horse must display its identity number (944.2).
- 2.3 Horses are not permitted to wear bandages or blankets/rugs.

- 2.4 No Horse may be presented with its identity concealed in any manner by application of paint or dye for example.
- 2.5 One FEI Driving Steward carrying a whip must be present. He is the only person who may assist if a horse refuses to trot. Handlers may not carry a whip while presenting the Horse. The use of a short whip for restraint of stallions and difficult Horses may be permitted by the Inspection Panel upon request. (See [FEI] Veterinary Regulations, Article 1043).

At ADS-recognized events, where a First Inspection is required, the President of the Jury will assign this responsibility to another qualified individual.

- 2.6 The Inspection consists of an initial observation of the Horse standing still. It must then be walked in front of the Inspecting Committee, then trotted 30 metres away from the Committee before returning toward the Committee at the trot.
- 2.7 A Veterinarian may be allowed to handle a limb or other parts of the body, but he may not perform any other clinical tests (i.e., flex a limb, or walk or trot a Horse in a circle.) See [FEI] Veterinary Regulations, Article 1038.
- 2.8 In exceptional or doubtful cases, the Inspecting Committee may direct that a Horse be placed in an officially supervised holding area (no whips allowed) for a further inspection to take place at a convenient time, during the Inspection or in addition to be re-inspected on the following day without any request or presumption by the Athletes.
- 2.9 A re-inspection on the following day is only possible if no decision (accepted or not accepted) is made on the day of the Horse Inspection. The Horse must be presented by the same person as before. In all cases of further inspection or re-inspection, the opinion of the VD must be made clear to the panel. Each Member of the Ground Jury and the Veterinary Delegate will be issued with a voting slip on which they must check either a Yes or No box to indicate whether they consider the Horse fit to compete. After consideration of the veterinary opinion from both Veterinary Delegates and holding box Veterinarian, these forms will be handed to the President of Jury who will announce the majority decision as to whether the Horse may compete. When there are two lanes of Horses of a same class being inspected the Ground Jury of both lanes will come together along with the Veterinary Delegate from each lane.

If there is an even number of Ground Jury members and Veterinary Delegates, then the Veterinary Delegate's vote from that particular lane will be counted twice. There is no Appeal against this decision. It is compulsory to have a Veterinarian available in the holding box.

- 2.10 Any horse which is due for re-inspection on the following day and is accepted, can be sampled for Prohibited Substances.
- 2.11 Only a member of the Ground Jury has the authority to disqualify any horse which is considered to be unfit for the Event (marked lameness, serious injury or poor general condition). A Veterinarian has no authority to disqualify a horse except where there is a welfare issue.
- 2.12 The Athlete or his representative who presents the Horse must be smartly dressed.

935.3 In-Harness Horse Inspection

- 3.1 This must take place at all Events during, and at the site of, the 10-minute Compulsory Rest prior to Section B of Marathon. One Veterinarian is responsible for this Inspection. It must be performed carefully but rapidly so that the Athlete has time to care for his Horses before the start of Section B. When the Section A is a controlled Warm-Up, the compulsory rest may be shortened to 5 minutes before the Start of B.
- 3.2 The fitness of the Horses must be determined by clinical observation, which may include: measuring the heart rate, the respiratory rate and the temperature in accordance with the Veterinary Regulations. These observations must be recorded.
- 3.3 The Ground Jury member must eliminate the Athlete if his horse is considered to be lame, injured or obviously exhausted and unfit to continue the competition.

935.4 In-Harness Examination

The Second Examination must take place at the finish of Section B of Marathon at all Events. It must be performed under the supervision of a Treating Veterinarian in case any horse needs immediate treatment. The Veterinarian has no authority to disqualify a horse. He must report his findings to the Veterinary Delegate and the President of the Jury as soon as possible after the last Athlete has completed the Marathon.

935.5 In-Harness Inspection before Cones

- 5.1 The In-Harness Inspection must be carried out before the turnout starts the Cones test, only when Cones follow Marathon. It must be performed by an Inspecting Committee consisting of one member of the Ground Jury together with the Veterinary Delegate, or the Veterinary Commission. The Inspection is obligatory at all Events when Cones follow Marathon. The Horse(s) must be presented by the Athlete himself. Competing without presenting will result in an Elimination.
- 5.2 Horses will be inspected harnessed to their carriages. Leg bandages, overreach boots and brushing boots are permitted, but must be removed if required.
- 5.3 Only the Ground Jury member has the authority to Disqualify the Horse if it is considered to be unfit to continue the event. It is permitted to substitute a Horse who has failed the In-Harness Inspection before Cones, upon re-presentation, the Athlete may start the Cones Competition and therefore change the declaration.

935.6 Removing a Horse from Competition

- 6.1 Each member of the Ground Jury has the right and duty to eliminate any horse at any time, which is evidently lame, injured or unfit to continue. No appeal may be made against a decision taken under the terms of this article.
- 6.2 The Athlete may Retire at any time.

935.7 Medication Control of Horses

- 7.1 This must be conducted in accordance with [FEI] General Regulations and the [FEI] Veterinary Regulations.

At ADS-recognized events, the use, control and testing of medication and other foreign substances shall be in accordance with USEF Rules and Regulations.

- 7.2 ***At ADS-recognized events, the purpose of all Competitions is to match the talents of horses and Competitors against each other under fair and equal conditions. To ensure that the normal performance of a horse during a competition is not affected either deliberately or unintentionally by the influence of drugs, medications, or any form of veterinary treatment, the use of any prohibited drugs or medications is not allowed.***

935.8 AT ADS-RECOGNIZED EVENTS, THE PROVISIONS OF THIS PARAGRAPH DO NOT APPLY.

Chapter 7 – Carriages and Harness

[FEI] Permitted Carriages

CATEGORY	DRESSAGE	MARATHON	CONES	COMBINED MARATHON/CONES
Championships	Dressage Carriage or Marathon Carriage ¹	Marathon Carriage	Dressage Carriage or Marathon Carriage ¹	N/A
CAIO 4*	Dressage Carriage or Marathon Carriage ¹	Marathon Carriage	Dressage Carriage or Marathon Carriage ¹	N/A
CAI 3*	Dressage Carriage or Marathon Carriage ¹	Marathon Carriage	Dressage Carriage or Marathon Carriage ¹	N/A
CAI 2*	Dressage or Marathon carriage ¹	Marathon Carriage	Dressage or Marathon carriage ¹	Marathon carriage
CAI 1*	Dressage or Marathon carriage (solid rubber or pneumatic tires)	N/A	Dressage or Marathon carriage ¹ (solid rubber or pneumatic tires)	Marathon carriage (solid rubber or pneumatic tires)
CAI1* Indoor	N/A	N/A	N/A	Marathon carriage (solid rubber or pneumatic tires)

1) Carriage with correct Dressage width as specified under [Art. CD-937.3](#)

Article 937 Weights and Dimensions

937.1 General

- 1.1 In all classes, during Dressage, Marathon, Cones and Combined Marathon, if the carriage has no brakes, breeching is compulsory. Failure to comply will result in Elimination. In Single Horse and Single Pony classes breeching is compulsory.

At ADS-recognized events, including Driving Trials, Athletes may use a two- or four-wheeled vehicle for single horse/pony/VSE classes. For classes offering Advanced Dressage tests and Cones specifications, a groom is required for single horse and pony drivers. A groom is optional for single horse and pony drivers as well as in Marathon for all single equine turnouts less than 120 cm.

Exception: See [Art. CD-973.1](#) and [Art. CD-974.1](#) for events where the Organizer has opted to use standardized Cone settings and has published the specifications in the ADS Omnibus.

At ADS-recognized events, there are no required carriage weights or track widths. (See [Appendix CD-E. Quick Reference Guide for CDEs](#))

- 1.2 No part of a carriage may be wider than the outside Track Width, with the exception of hub caps, mud guards and the Splinter Bar for carriages used in Dressage and Cones.
- 1.3 The track width of all carriages is measured at ground level on the widest part of the rear wheels.
- 1.4 Athletes whose carriages do not conform to the required weights or measurements will be eliminated from the relevant Competition.

937.2 Carriages for Para-Driving:

- 2.1 Carriages suitable for the Para-Athlete must be used and carriages for Para-Driving Singles may be 2 or 4-wheeled.
- 2.2 The OC or Technical Delegate may refuse the use of a carriage, but must give reason for the refusal.

937.3 [FEI] Dressage Carriages must comply with the following:

CLASS	WHEELS	GROOMS	MIN WIDTH
Horse Four-in-hand	4	2 behind	158 cm
Pony Four-in-hand			138 cm
Horse Pair	4	1 behind	148 cm
Pony Pair			138 cm
Horse Single	2 or 4	1 behind or beside	138 cm
Pony Single			

At ADS-recognized Dressage and Cones competitions, the following table applies for Training, Preliminary, Intermediate, and all Advanced division classes for VSEs and Small Ponies.

CLASS		GROOMS	WHEELS	WT / WIDTH
FOUR-IN-HAND OR UNICORN	Horse, Pony	2 behind	4	No minimum weight or width
	Small Pony, VSE	1 behind		
PAIR	Horse, Pony, Small Pony, VSE			
TANDEM	Horse, Pony, Small Pony, VSE	1 behind or beside	2 or 4	
SINGLE	Horse, Pony Small Pony, VSE	Athlete Option or Organizer Required		

a. At ADS-recognized events, see [Art. CD-937.1.1](#) and Art. CD-943.2.14 for all single equine turnouts.

b. At ADS-recognized events, there are no required track widths. (See [Appendix CD-E. Quick Reference Guide for CDEs](#)). Exceptions:

(1) Entries in classes offering Advanced Dressage tests and Cones specifications (except for VSE and Small pony turnouts) must follow all vehicle requirements under FEI CAI 2* rules.

(2) See [Art. CD-973.1](#) and [Art. CD-974.1](#) for events where the Organizer has opted to use standard Cones settings and has published the specifications in the ADS Omnibus.

- 3.1 The same Carriage must be used for Dressage and Cones for CAI2* and above.

The same carriage must be used for Dressage and Cones for all ADS Combined Driving Competitions.

- 3.2 Artificial extensions to increase the measured width of a Carriage are not permitted in Cones.

- 3.3 All carriages must be measured as soon as the Athlete has left the competition arena. **At ADS-recognized events, measuring after the competition is not required.**

937.4 [FEI] Marathon Carriages must comply with the following:

CLASS	WHEELS	MIN WEIGHT	GROOMS	MIN WIDTH
Horse Four-in-hand Pony Four-in-hand	4	600 kg 300 kg	2 behind	125cm
Horse Pair Pony Pair	4	350 kg 225 kg	1 behind	
Horse Single Pony Single	4	150 kg 90 kg	1 behind	

- 4.1 In Marathon, all Carriages will be measured before the start of section B and the same Carriage must be used for all sections.

Carriage measurement is optional at ADS-recognized events.

- 4.2 The President of the Ground Jury will decide whether all, or a random selection, of Carriages will be weighed after Marathon.

At ADS-recognized competitions, the following table shall apply for Marathon:

CLASS		GROOMS	WHEELS	WT / WIDTH
FOUR-IN-HAND OR UNICORN	Horse, Pony	2 behind	4	No minimum weight or width
	Small Pony, VSE	1 behind		
PAIR	Horse, Pony, Small Pony, VSE			
TANDEM	Horse, Pony, Small Pony, VSE	1 behind or beside	2 or 4	
SINGLE	Horse, Pony			
	Small Pony, VSE	None required		

At ADS-recognized events, see [Art. CD-937.1.1](#) for all single equine turnouts.

At ADS-recognized events, drivers may use a two- or four-wheeled vehicle for single horse/pony/Small Pony/VSE classes.

Article 938 Equipment

- 938.1 Dressage Carriages may be fitted with forward facing lamps and rear lamps or reflectors in Dressage only. Lamps or reflectors are not compulsory in Cones.

938.2 In all ADS-recognized competitions, drivers may carry whatever spares they require.

Article 939 Tires

At ADS-recognized competitions, pneumatic tires may be used in Training, Preliminary and Intermediate provided that the wheel on which they are mounted is engineered for use on a carriage. Tire tread type is optional. The use of wire spoke wheels is limited to use in the Training division, at the discretion of the Organizing committee and approved as safe by the event TD and Ground Jury. (See [Appendix CD-E. Quick Reference Guide for CDEs](#).)

- 939.2 In all Competitions carriages must be fitted with iron or solid rubber tires. The outer surface of the tire must be smooth. Failure to comply results in Elimination. Pneumatic tires are permitted in Para-Driving.

Article 940 Harness, Carriage and Horses

940.1 Harness

- 1.1 The distance between Horse/Pony and carriage must be not less than 50cm at all times, fender rolls, 40cm.
- 1.2 Dressage Carriage:
 - 1.2.1 Horses (Four-in-Hand wheelers or a Pair of Horses): the distance between traces must be minimum 55 cm (Ponies: minimum 45 cm).
 - 1.2.2 Traces must not cross each other. Swingle trees may not cross the center line of the carriage.
- 1.3 Marathon Carriage:
 - 1.3.1 Horses (Four-in-Hand wheelers or a Pair of Horses): the distance between the traces must be minimum 55 cm (Ponies: minimum 45 cm.).
 - 1.3.2 Traces must not cross each other.

In addition:

- 1.4 Length of individual pole chains or pole straps: the length has to be minimum 30 cm. The measurement is taken from the center of the pole head, including the complete quick release. *For Small Ponies and VSEs, the measurement may be reduced to 20 cm.*
- 1.5 Horse yoke or T-bar: the total width including the complete quick releases has to be minimum 60 cm. *For Small Ponies and VSEs, the measurement may be reduced to 40 cm.* When the measurement

is taken from the center of the pole head, to include the complete quick releases, it has to be minimum 30 cm. *for Horses and Ponies, and may be 20 cm for Small Ponies and VSEs.*

- 1.6 Yokes or T-bars must not be positioned behind any part of the shoulder.
- 1.7 Pole and the pole straps must be of sufficient length to allow free movement of the Horses.
- 1.8 For Horse Four-in-Hand leaders, the complete lead bar must measure at least 1m and the distance between the traces must measure at least 45 cm.
- 1.9 For Pony Four-in-hand leaders, the complete lead bars must measure at least 85cm and the distance between the traces must measure at least 35 cm.
- 1.10 Yoke width or pole straps must be sufficient to allow the free movement of the Ponies.
- 1.11 It is not necessary to use the same harness for Dressage and Cones, but in both Competitions, it must be safe, clean and uniform in appearance and in a style appropriate to the turnout.
- 1.12 The Horses must be correctly and fully harnessed to the carriage, including the reins.
- 1.13 Failure to comply with their rules will result in a verbal warning or Warning Card, given by the Ground Jury. Subsequent offenses at the same event will be penalised a second Warning Card or Elimination.
- 1.14 During the On-Site Preparation Period and the Period of Jurisdiction, whenever a single Horse/Pony is harnessed to a carriage, breeching is compulsory. Failure to comply results in Elimination.
- 1.15 Where forbidden equipment is used or severe incidence on the welfare of the Horse is ascertained, the penalty will be Elimination or Disqualification (see [Art. CD-937.1](#)).

940.2 Bandages and Brushing Boots

- 2.1 Bandages and Brushing Boots are not permitted in Dressage. Failure to comply will result in 10 penalty points.

At ADS Recognized events, this also applies to overreach boots. Hoof boots that cover the sole of the hoof are permitted.

- 2.2 If a penalty is applied under [Art. CD-940.2.1](#) above, the Bandages or Brushing Boots must be removed immediately after leaving the Arena and the Horse(s) inspected by a Veterinarian or an FEI Steward who will report his findings to the President of the Ground Jury.

At ADS-recognized competitions the above inspection may be performed by the Ground Jury if a Veterinarian is not in attendance.

940.3 Nosebands, ancillary equipment and blinkers

- 3.1 Any nosebands, attachments or ancillary equipment which impede or are likely to impede the free intake of air into the nostrils of the Horse are not permitted. [See Art. 17.2.](#)
- 3.2 Blinkers, if used, and ancillary equipment must not impede forward vision or be so close to the eyes as to irritate them.
- 3.3 Only one sort of bit lifter per Horse/Pony may be used at one time.

940.4 Connecting straps

Connecting straps between neck or breast collars may be used in all Four-in-Hand Competitions. The leaders may not be attached to each other in any other way (except by the Reins).

940.5 Auxiliary reins

- 5.1 Auxiliary reins (including any type of check reins) are not permitted when in harness.

At ADS-recognized events for Training division only, side checks may be used at the Driver's discretion.

- 5.2 [FEI] Para-Driving: driving with a second set of reins or divided reins is not allowed.

At ADS-recognized events, Para Athletes in Training division only may use a second set or divided reins at their discretion. ([See Art. GR-1.8](#))

940.6 Tails

Tails may not be tied or attached to any part of the harness or Carriage, with the exception of a recognised tail guard. No other ancillary device restricting the free movement of the Horse's tail is permitted.

940.7 Leverage Devices

All rings, terrets and/or other devices which have an extreme leverage effect on the reins or bits are forbidden at any time within Showgrounds.

940.8 Bits

8.1 Bits do not need to be identical

8.2 No bitless bridles and hackamores (even combined with any kind of bit) are permitted when the Horse is harnessed to a carriage.

940.9 Tongues

Tongue guards are only permitted if used correctly; separate items must not be incorporated around the bit so as to cause welfare concerns. (See FEI Veterinary Regulations Article 1046.5).

940.10 Impaired Vision

No attachment or ancillary harness may be positioned between the wheelers and the leaders in such a way as to impair the vision of either of the wheelers.

940.11 Application or use of devices, substances or implements

11.1 An attachment to the pole, traces or shafts, application or use of any substance, device, or implement which may cause irritation or discomfort to the horse is forbidden within the Showgrounds.

11.2 Ear hoods and plugs are permitted. Ear hoods may not be attached to the noseband and must allow free movement of the ears of the Horse. Failure to comply will result in 5 penalty points.

940.12 Shoes

Any conventional type of shoe is permitted; double shoes or additional weight (lead) are not allowed.

At ADS-recognized events, boots protecting the sole of the foot are allowed in Marathon.

940.13 Penalties

13.1 Contravention of any paragraph in this Article in Competition will incur Elimination of the Athlete, exception for [Art. CD-940.1.1](#) to [Art. CD-940.1.13](#) and [Art. CD-940.11.2](#)

13.2 For contravention at any other time within the Showgrounds, with the exception of [Art. 940.1](#), will result in a Warning Card. A second offence at the same event will result in a higher penalty, up to and including disqualification at the discretion of the Ground Jury.

Article 941 Advertising on Carriages, Harness and Clothing

941.1 In Dressage and Cones

1.1 The name of the harness manufacturer may appear once on each harness on a label no wider than the strap on which it appears and not longer than 10 cm.

1.2 The sponsor's name or "logo," or the Athlete's "association," may appear on each side of the carriage within a surface area no greater than 400 sq. cm.

1.3 The name of the carriage manufacturer may appear on a Carriage on a label of not more than 50 sq. cm. Identification of clothing manufacturers may appear only once per item on a surface area not exceeding 3 sq. cm.

1.4 While present in the Competition arena, the name and/or logo of the individual's sponsor(s) and team sponsor(s) may appear on the surface area not exceeding 80 sq. cm and only once on jackets or top garments at the height of the breast pockets of Athletes.

1.5 The name and/or logo of the individual's sponsor(s) and team sponsor(s) may appear on a surface area not exceeding 16 sq. cm on both sides of the Athlete's shirt collar.

941.2 Advertising in Marathon

Advertising is allowed on carriages and all clothing. The name of the harness manufacturer may appear once on each harness on a label no wider than the strap on which it appears and no longer than 10 cms.

941.3 Penalties

Contravening any of the rules on advertising will result in a Warning Card issued by the President of the Ground Jury or the Chief Steward.

Article 942 Safety

942.1 In the Show grounds, whenever the Horse(s) are fully harnessed or being harnessed to a carriage, Groom(s) must at all times be in attendance and able to render assistance if needed. Whenever horses are driven, a groom must be on the carriage or if there is no seat available, at hand on the training field.

At ADS-recognized events, see [Art. CD-943.2.14](#) for exemptions for single turnouts.

942.2 The Athlete may only dismount from the carriage when Grooms are at the Horses' heads, or the reins are given to another responsible person on the carriage.

942.3 No Horse may be led from a moving carriage.

942.4 Contravening the safety rules will result in a Warning Card being issued by the Ground Jury or the Chief Steward. Subsequent offenses at the same event will be penalized by a second Warning Card or penalty up to Elimination at the discretion of the Ground Jury.

942.5 At ADS-recognized events, failure to comply with the following may incur elimination or disqualification:

a. Whenever fully harnessed to a vehicle and while being harnessed to a vehicle, a horse must wear a bridle with reins attached to the bit and passed through the saddle terrets.

Exception:

(i) **Once a horse is fully harnessed to a vehicle, one rein at a time may be adjusted.**

(ii) **Horses in pair or multiple hitches must have at least one rein attached to the bridle while being harnessed to a vehicle.**

b. The horse must never be left unattended while put to a vehicle.

942.6 At ADS-recognized events, each entry shall complete the Safety Checklist prior to competing. A completed copy of the Safety Checklist as illustrated in Appendix CD-D must be presented at the safety check in harness immediately before the start of any Marathon Competition.

942.7 At ADS-recognized events, in case of infringement on these rules, a warning must be given by the Ground Jury to first-time offenders and reported by the ADS TD in their report form and may result in a Warning Card being issued.

Chapter 8 – Conditions for Participation**Article 943 Participation****943.1 Method of Driving**

1.1 Athletes may use any method or style of driving.

1.2 Para Driving Athletes from nominated profiles may compete with the whip held/ used by groom, the brake operated by the groom, and the groom holding the finger loop, but must have this noted on the Masterlist following classification evaluation. **At ADS Competitions, the Para Athlete will be required to have the applicable dispensation. (See Article 1.8)**

943.2 The Athletes and Grooms participation:

At ADS-recognized events, Drivers or Grooms may participate in any Competition more than once at any Event, subject to scheduling requirements, unless otherwise stated in the ADS Omnibus.

- 2.1 Each Athlete must drive the same Horse(s) in all the Competitions, except where a substitution was decided in compliance with the rules. See [Art. CD-946](#).
- 2.5 The penalty for contravening [Art. CD-943.2.1-2.4](#) will be the elimination of the Athlete(s) concerned by any of the offences.
- 2.6 The Athlete is the only person allowed to handle the reins, use whip and brake throughout each Competition. Each contravention of this rule, even if to prevent an accident, will result in 20 penalties. However, a Groom may handle the reins and brakes without penalty in all Competitions provided the carriage remains stationary.
- 2.7 No person may be tied to the Carriage in any way during the Competitions. An Athlete may be secured by rope, webbing or belt provided one end is held by a Groom and not wrapped or fastened to the Carriage in any way. Failure to comply will result in Elimination.
- 2.7.1 Para Driving: A Para Driver may be attached on the carriage for support with a lap belt or a 4 (or 5) point belt, but there must be a quick release system.
- 2.7.2 For Para Driving Athletes, in addition ref. to Annex 8.
- 2.8 Substitution of a groom during the Marathon Competition is not permitted under any circumstances, and will incur Elimination of the Athlete.
- 2.9 In Dressage (as part of the test) and Cones, Athletes will be required to salute the Jury, unless time or layout of the Course prevents it.
- 2.10 Passengers may not ride on the carriage during any Competition. It is strongly recommended that no passengers under the age of 14 years old are permitted on the carriage during the Prize-giving ceremony.
- 2.11 Each time an Athlete dismounts he will incur 20 penalties.
- 2.12 Athletes will incur penalties each time one or both Grooms dismount. Five (5) penalties on the first occasion, 10 penalties on the second occasion. On the third occasion the Athlete is Eliminated, except in Marathon (see [Art. 964.5](#)).
- 2.13 At ADS-recognized events, passengers – human or animal (service animals exempted) – may not ride on the vehicle during any Competitions.**
- 2.14 At ADS recognized events, a groom is optional for all single turnouts at all times at the event location except for turnouts with an equine 120 cm. or taller competing on the Marathon course. For rules specific to grooms for junior drivers, see GR-2.7. If a groom is required by the organizer for any training, preliminary or intermediate entries, or advanced driving trial or combined test entries, this requirement must be published in the ADS Omnibus.**
- 2.15 At ADS-recognized events, an Adult competitor may drive a single VSE or Small Pony turnout alone in all Competitions.**
- 2.16 At ADS-recognized events, the following table applies for Training, Preliminary and Intermediate divisions and for VSE and Small Ponies in Advanced Dressage tests and Cones competitions.**

CLASS		GROOMS		WHEELS	WT / WIDTH
		DRESSAGE & CONES	MARATHON		
FOUR-IN-HAND OR UNICORN	Horse, Pony	2 behind	2 behind	4	No minimum weight or width
	Small Pony, VSE	1 behind	1 behind		
PAIR	Horse, Pony, Small Pony, VSE			2 or 4	
TANDEM	Horse, Pony, Small Pony, VSE	1 behind or beside	1 behind or beside		
SINGLE	Horse, Pony	None required	None required		
	Small Pony, VSE				

2.17 At ADS-recognized events, the same driver must drive the entry in all Competitions at the Event.

2.18 Athletes (except VSE and Small Pony turnouts) competing in classes offering Advanced Dressage and Cones must follow all FEI requirements pertaining to Athlete and Groom participation.

2.19 At ADS-recognized events, all athletes competing with a disability dispensation utilizing a quick release seatbelt must have a groom riding on their carriage at all times. This includes competition, warm-up and schooling.

Article 944 Identification Number

944.1 Athlete

Athletes will be allocated an Event Number per turnout on arrival and will retain that number throughout the Event. The number must be displayed on any Carriage used during the Competitions and also while schooling or exercising.

At ADS-recognized events held in conjunction with USEF/FEI events, an identification number with a different background color or numbering scheme that differentiates the ADS entries from the USEF/FEI entries will be suggested as specified in this article.

944.2 Horse

Horses must be issued with a letter from A to F which follows the Athlete's Identification Number on arrival at an Event. This number must be attached to the left side of the Horse (Pairs and Fours should have them, visible, on the outside when in harness) at all times within the Showgrounds, when it is outside its stable.

At ADS-only recognized events, the provisions of this paragraph may be relaxed.

944.3 Penalties

Failure to display the Event Numbers of Athletes or the identification numbers of Horses will incur a warning for the first occurrence. A repeated offence will incur a Warning Card issued by the President of the Ground Jury or the Chief Steward.

Article 945 Outside assistance

945.1 Definition

Any physical intervention by a third party, not riding on the carriage, whether solicited or not, with the object of facilitating the task of the Athlete or helping his Horses, is considered to be outside assistance.

945.2 Prohibited outside assistance

2.1 Dressage and Cones:

2.1.1 Any physical intervention by a third party, not riding on the carriage, whether solicited or not, with the object of facilitating the task of the Athlete or helping his Horses, is considered to be outside assistance. Any Athlete who has received outside assistance may be eliminated by the Ground Jury.

2.1.2 In Dressage, Grooms must remain seated in their proper positions between entering and leaving the Arena. They are not permitted to handle the reins or the whip (will incur 20 penalties). For Dressage, to speak or indicate the course to the Athlete is not permitted (will incur 10 penalties). However the Groom may handle the reins, whip and brake without penalty provided the carriage remains stationary.

In ADS-recognized competitions, if the carriage does not have a safe groom seat, the judge may grant permission for the groom(s) to stand with no penalty

2.1.3 Exception: If the bell has been rung by the Judge and the Athlete has failed to hear the bell; the Groom may advise the Athlete that the bell has been rung.

2.1.4 Athletes and Grooms may not use any form of electronic communication equipment during Dressage and Cones, subject to elimination.

- 2.1.5 Para Driving Athletes from nominated profiles may compete with the whip held/used by groom, and/or the groom holding the finger loop, but must have this noted on the Masterlist following classification evaluation.

At ADS Competitions, the Para Athlete will be required to have the applicable dispensation. (See Article 1.8)

Grooms of Para Driving Athletes must sit so that he/she can help in case of need. The event Organizer or the Technical Delegate has the right to disapprove the position of the groom on the vehicle.

2.2 Marathon:

- 2.2.1 Obstacle observers, ground observers, timekeepers or any other Officials may not give directions, advice or information to the Athlete, while he is on the course in Marathon, in order to assist him. Exceptions: see [Art. CD-943.2](#).

- 2.2.2 Any Athlete who has received physical outside assistance by a third party not riding on the carriage will be eliminated by the Ground Jury.

2.3 Penalties: see [Art. CD-969](#).

945.3 Permitted assistance

The following are considered to be permitted outside assistance:

- Assistance during compulsory rests and in neutral zones between Sections.
- Assistance to avoid accidents.
- Assistance to Horses as a result of an accident inside an obstacle, providing the Grooms are dismounted.
- Assistance by the Groom whereby a Horse is led through an obstacle by the bridle ends of the reins while harnessed to the carriage in either Marathon or Cones, will incur 20 penalties for the assistance, in addition to the penalties for dismount.
- ***At ADS-recognized events for turnouts without a groom on the carriage, should groom assistance be needed, the driver may stop and ask for such assistance from any capable person, who may then act as a groom rendering the necessary help, and the turnout shall be penalized with the normal "groom down" penalty.***

Chapter 9 – Substitutions

Article 946 Substitutions

946.1 Substitutions before an Event

- 1.1 If the Veterinary Commission/Delegate advises, and the Ground Jury concurs, that a Horse is not fit to take part, or in the event of an accident or illness of an Athlete and/or a Horse (substantiated by a certificate from an official recognised doctor and/or veterinarian), substitutions may be made provided the OC gives its approval up to one hour before the start of the first Horse Inspection.

At ADS-recognized events in which a First Horse Inspection is not required, the deadline for substitutions will be one hour before the first Competition.

946.2 Substitutions during an Event

- 2.1 Athletes in Four-in-Hand classes may start each Competition with any four of their five (5) declared entries.
- 2.2 Athletes in Pair classes may start each Competition with any two of their three declared entries.
- 2.3 Athletes in Single classes must start each Competition with their single declared entry.
- 2.4 One Horse may be used by another Athlete in the same class after the first Horse Inspection if that Athlete has not presented a spare Horse and providing the borrowed Horse has not already been used in a Competition at the Event. This Horse must then stay with that new Athlete for the whole Event. In CAIOs and Championships, such Horse must be entered by the same NF as the competing Athlete.

Chapter 10 – Declaration of Starters – Order of Starting

Article 947 Declaration of Starters

947.2 The declaration of starters may not take place before the end of the first Horse Inspection.

947.3 At all CAI Events additional Horses may be brought to the Showgrounds at the discretion of the OC, provided they can be properly identified by an identifying coloured number which must be attached to the harness at all times when the Horse is out of the stable. The horses must comply with all the applicable requirements of the [FEI] Veterinary Regulations. The additional Horse must be presented and identified at the First Horse Inspection, where the FEI Chief Driving Steward, will also paint one hoof in a distinctive colour and ensure that the paint mark remains visible throughout the Event.

947.4 Except when [Art. CD-935.5.3](#) applies, any special request from Athletes regarding the starting order of their turnout(s) must be given to the Technical Delegate in writing within one hour after the Horse Inspection. All requests not handed in as per this article may not be considered.

At ADS-recognized events, special requests and starter declarations will be made to the Organizing Committee. The deadline for special requests will be stipulated in the event ADS Omnibus.

Article 948 Starting Order

At ADS-recognized events, the starting order in all competitions may be set by the Organizing Committee in consultation with the Technical Delegate.

Chapter 11 – Driven Dressage

Article 949 General

The objective of the Driven Dressage Test is to judge the freedom, regularity of paces, harmony, impulsion, suppleness, lightness, ease of movement and correct bending of the horses on the move. Athletes will also be judged on style, accuracy, and general control of their horses, and also on their dress, condition of their harness and Carriage and the presentation of their whole turnout.

Article 950 The Arena

950.1 The Driven Dressage arena must be 100m x 40m and laid out in accordance with the Annexes for all classes at Championship and CAIO events and for all classes of Four-in-Hand at CAI Events, except Pony CAIOs and Championships where the size must be 80mx40m.

950.2 At CAI Events, a smaller arena, measuring 80m x 40m and laid out in accordance with the Annexes, may be used for all classes of Singles, Pairs, and pony Four-in-Hands, in which case the loops of the serpentine must be reduced from five to three.

At ADS-recognized events, the size of the arena to be used shall be as stipulated on the applicable Driven Dressage test. VSE classes may be driven in large or small full size arenas of Annex 4, or in the following size-adjusted arenas: Tests requiring 40m x 80m arenas may be driven in 30m x 60m arenas; and tests requiring 40m x 100m arenas may be driven in 30m x 75m arenas. Driven figures shall be reduced in proportion to the size-adjusted arenas. Diagrams and letter placement are published in Combined Driving Appendix F. The ADS Omnibus must indicate the size of arena to be used.

950.4 Organizers must ensure that arrangements are in place so that spectators cannot approach closer than 5 meters from the edge of the arena.

At ADS-recognized events, this rule may be waived at Management discretion. Where an indoor arena is being used, the rail defining the arena shall satisfy this rule.

Article 951 Driven Dressage Tests

Approved Tests

Details of approved FEI Driven Dressage Tests are shown on the FEI website. The schedules for all events must state clearly which of these Tests is to be used.

At ADS-recognized events, current ADS Driven Dressage Tests must be used as published for Training, Preliminary and Intermediate divisions and for Advanced division in Arena Trials. Advanced divisions in Driving Trials and Hybrid divisions and CAC classes offering Advanced Dressage use appropriate FEI Driven Dressage Tests. Organizers may also offer FEI 1* or FEI Para Dressage tests for ADS Intermediate divisions.

Article 952 Conditions

952.1 Entering the Arena

An Athlete who enters the arena before the starting signal or who fails to enter the arena within 90 seconds of the starting signal may be Eliminated, at the discretion of the President of the Ground Jury.

At ADS-recognized events, no Competitor may be required to drive before his scheduled time. (See Art. CD-953.5).

952.2 Memory

The FEI Driven Dressage Test must be driven from memory. Speaking or indication given by a groom will incur 10 penalties (10 penalties can only be given once per Test).

952.3 Lameness

- 3.1 If the President of the Ground Jury observes a case of marked lameness, he must Disqualify the Horse and Eliminate the Athlete. There can be no appeal against this decision.
- 3.2 In doubtful cases, after the Athlete has finished his test, the President of the Ground Jury may have the Horse checked immediately by the Veterinary Delegate outside the arena. The Horse will be checked while harnessed to the carriage. If the Veterinary Delegate confirms the lameness, the Horse must be disqualified and the Athlete eliminated.
- 3.3 In Competitions where additional Dressage arenas are being used, the duty of the President of the Ground Jury as indicated above shall fall under the responsibility of the Judge at C of the applicable arena.

Article 953 Judging

953.1 Positions of Judges

- 1.1 When there are five Judges officiating they may be seated at CRSVP, if there are three judges the places may be CBE or CEP or any letter around the arena depending on the driven Test and the Judge's best view. The President will decide the positions. For all CAI1*, when there are two (2) judges officiating, they may be seated at C and B or C and E.
- 1.2 ***At ADS-recognized events, when there are two Judges, they must be seated at C (President) and either B or E. A third Judge shall sit on the opposite side of the dressage ring. If the second Judge is at B, the third Judge may sit at E or H. If the second Judge is at E, the third Judge may sit at B or M.***
- 1.3 ***At events with five judges, the positions for the side judges shall be at 30 meters from the ends of the 100m arena or 20 meters from the ends of the 80m arena.***
- 1.4 ***Judges shall observe all tests at one assigned position for all drivers within the same class.***
- 1.5 ***If overall awards are presented for a division, all classes within the division must be judged by the same judges.***

953.2 Allocation of marks

The Judges will allocate their marks individually. There will be no consultation among Judges once the Athlete has started the Test. Only the Judge at C may give penalties for incomplete presentation or incidents.

953.3 Multiple Turnouts

Pairs, and Four-in-Hands, will be judged as a whole and not as individual Horses.

At ADS-recognized events, classes for Tandems and/or Unicorns may be included and judged as a whole and not as individual horses.

953.4 Pace

The definition of paces – movements will apply to all types and breeds of Horses.

953.5 Start and Finish

The test starts as the Athlete enters the Arena at A, unless otherwise stated, and Finishes with the final salute. Tests are not timed. The Athlete will leave the Arena at a trot.

At ADS-recognized events, competitors shall not be required to commence Dressage tests before their scheduled time.

Article 954 Movements and their descriptions

954.1 Halt

The Horse must stand square, straight and motionless, remaining on the bit.

954.2 Walk

With a regular four-beat movement, the Horse, remaining in a light contact, walks energetically, supple, with even and determined strides with the hind feet touching the ground in front of the foot prints of the fore feet and stretching forwards downwards.

At ADS-recognized events,

- a. ***Working Walk: A regular and unconstrained walk. The horse should walk energetically and calmly with even and determined steps with distinct, marked, four equally spaced beats. The driver should maintain a light and steady contact with the horse's mouth. It is desirable to have the horse's hind hooves touch the ground in front of the prints of the front hooves.***
- b. ***Walk Stretching the Frame (ADS Training Level Tests): A relaxed walk in which the horse is allowed the freedom to lower and stretch out his head and neck to the utmost. The reins must be long enough to allow for this stretch, however, they should not be loose enough to loop. It is desirable to have the hind hooves touch the ground in front of the prints of the front hooves.***
- c. ***Lengthened Walk: This is a determined and ground covering walk than the Working Walk with the horse clearly lengthening and lowering the frame. The horse must flex***

his poll somewhat and is expected to reach for the bit into soft contact. The horse's hind hooves should touch the ground in front of the prints of the front hooves.

- d. **Extended Walk:** The Horse's hooves cover as much ground as possible, without haste and without losing the regularity of the steps. The hind feet touch the ground clearly in front of the hoot prints of the fore feet. The Athlete allows the Horse to stretch out the head and neck (forwards and downwards) without losing contact with the mouth and control of the poll. The nose must be clearly in front of the vertical.

954.3 Free Walk

Same definition as for the Walk, but in addition, gaining ground as much as possible, clearly lengthening the frame and stretching forwards downwards.

954.4 Working Trot

A forward, active trot with the horse on the bit, carrying himself in balance and rhythm with even, elastic steps and good hock action and clear impulsion. The steps of the hind feet must at least be touching the ground in the footprints of the fore feet.

At ADS-recognized events,

- a. **Lengthened Trot:** The horse lengthens the stride and frame with more thrust and push from the hindquarters than in the Working Trot. The horse's stride covers more ground while maintaining the rhythm, balance and contact. The horse's hind hooves should touch the ground in, or in front of, the prints of the front hooves.
- b. **Trot Stretching the Frame:** The horse gradually takes the reins, reaching forward and downward into light contact, while maintaining balance, rhythm, tempo and quality of the trot. The nose of the horse should lower to at least to the point of the shoulder while keeping the same rhythm and impulsion. The Athlete must keep the reins without losing the contact and bring the Horse back to the preceding elevation as soon as the stretching movement is completed.

954.5 Collected Trot

The horse remains on the bit and moves energetically forward with a greater degree of engagement, leading to an increased flexion of the hocks and fetlock joints and raising up with the forehand, thus allowing for more mobility and elevation of the strides. The neck will be raised and more arched, with the poll the highest part. The nose should not be behind the vertical, or the neck restricted. The hind legs should take more weight and cadence should be visible.

954.6 Extended Trot

- 6.1 The Horse lengthens his stride to cover as much ground as possible as a result of greater impulsion from the hindquarters. The Athlete allows the Horse, remaining "on the bit" without leaning on it, to lengthen its frame to gain ground, with the nose slightly in front of the vertical. The hind feet must clearly over track the prints made by the fore feet.
- 6.2 The Horse must remain in balance while maintaining the same rhythm with strides of equal size. Hurried strides are not asked for, and constitute a severe fault.

954.7 Medium Trot

Between the defined Working Trot and Extended Trot. The Horse lengthens his stride to cover less ground than asked for in the Extended Trot but more ground than asked for in the Working Trot as a result of greater impulsion from the hindquarters. The Athlete allows the Horse, remaining 'on the bit' without leaning on it, to lengthen the frame to gain ground, with the nose slightly in front of the vertical. The hind feet should overtrack the footprints made by the fore feet. The Horse must remain in balance while maintaining the same rhythm with strides of equal size. Hurried strides are not asked for, and constitute a severe fault.

954.8 Working Canter

- 8.1 A forward, active pace with regular strides of three time beat. The Horse, showing good balance, remains on the bit without leaning on the hand, and goes forward with light cadenced strides and good hock action.

- 8.2 A Canter to the right, for instance, will have the footfalls follow one another in the following sequence; left hind, left diagonal (simultaneously left fore and right hind), right fore, followed by a moment of suspension with all four feet off the ground before the next stride begins.

At ADS-recognized events,

a. The Canter is to be performed on the "lead" that is the direction of travel.

- 8.3 The quality of the Canter is judged by the general impression, and the regularity and lightness of the three-beat pace in a clear uphill tendency. The Horse must be on the bit and well engaged in the hindquarters with good hock action, and must have the ability to maintain his rhythm and natural balance throughout the movement and the transitions. The Horse must remain straight on straight lines and correctly bent on curved lines.

954.9 Collected Canter

Horse's strides are shorter than in working canter, the hocks maintain a clear impulsion and the hind legs take more weight; the point of gravity is moving backwards and the neck and poll coming up more and more with the nose always a bit in front of the vertical showing a clear uphill tendency and self carriage; the basic is a clear three beat and a light steady contact with suppleness and elasticity

954.10 Extended Canter

In extended canter the Horse covers as much ground as possible with obviously lengthened strides and frame; there should be no hurried strides and the nose should be always in front of the vertical not losing balance and uphill tendency. There should be clear transitions into and out of the extended canter.

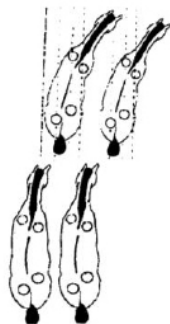
954.11 Reinback

- 11.1 The Horse must walk backwards in a straight line, with the legs being lifted and set down in diagonal pairs. The Horse must remain on the bit, straight and not evade or resist the contact, the poll should remain the highest point.
- 11.2 Transition to the next movement must be immediate and smooth.

954.12 Shoulder-In

- 12.1 Shoulder-in for the Driven Horse is performed in Collected Trot. The leaders are positioned so that the outside leader's tail is in front of the head of the pole. The leaders' shoulders are taken to the inside with a constant angle of approximately 30 degrees and a slight but consistent bend in the neck. The inside hind leg strides forward into the line of the outside front leg so that the Horses are working on three tracks. Impulsion, rhythm and engagement must be maintained throughout.

For Single: The shoulder-in is performed in Collected trot. The Horse is driven with a slight, but uniform bend maintaining engagement and cadence and a constant angle of approximately thirty (30) degrees. The Horse's inside foreleg passes and crosses in front of the outside foreleg; the inside hind leg steps forward under the Horse's body following the same track of the outside foreleg, with the lowering of the inside hip. The Horse is bent away from the direction in which it is moving.



- 12.2 Too much bend in the neck results in loss of rhythm and suppleness. The wheelers must remain straight with no counter bend.

954.13 Diagonal Yield

Horse nearly parallel to Center line, crossing legs diagonally, hind direction diagonal front together, with slight flexion to the inside.

954.14 Stretching the frame

Letting the Horse take the reins, stretching long and low – forwards and downwards at least to the point of the shoulder over the back while keeping the same rhythm and impulsion. The Athlete must keep the reins without losing the contact and bring the Horse back to the preceding elevation as soon as the stretching has been shown.

954.15 Transitions

Changes of pace must always be made smoothly and promptly with the Horse remaining in balance and on the bit. A transition must be completed as the nose of the Horse arrives at the prescribed marker, unless otherwise stated.

954.16 Change of Pace and Movement

Changes of pace and movement are made when the heads of the leaders reach the point indicated in the test.

954.17 Terminology

The following must be considered when judging Driven Dressage movements:

- 17.1 Obedience and Lightness – willing response to aids without resistance and correctness of bend.
- 17.2 Regularity – the regularity, evenness and rhythm with which the Horse puts his feet to the ground.
- 17.3 Contact – the connection through the reins between the Athlete's hands and the Horse's mouth. It should be soft and steady at all times.
- 17.4 Impulsion – the willingness of the Horse to go forward energetically at all times and to respond quickly and evenly to changes of pace. The Horse must remain in balance while maintaining the same tempo with strides of equal size.
- 17.5 Straightness – carrying the head, neck and body in a straight line with the weight evenly divided among the legs. On curved lines the hind legs need to follow the footprints of the forefeet (no escaping or swinging out.)
- 17.6 Collection – roundness and engagement with good hock action, elevated poll allowing the shoulders to move with ease. The Horse's energy is contained in a more deliberate pace than the Working Trot. The haunches are more compressed, the croup is lowered and the forehand elevated to the same degree. The stride is shorter but more powerful than the Working Trot and the front legs will move from the shoulder with greater agility resulting in lightness and greater mobility throughout. The neck should be more arched. The shortening of the frame is not and never should be a result of pulling back but rather of asking and allowing the Horse to move forward into the Athlete's hand.
- 17.7 Accuracy – Correctness, roundness and correct size of figures and lines (including corners) as asked in the Test.

Article 955 General Impression**955.1 Principle**

There are two boxes at the end of the Judges Score Sheets for marks on Athlete and General Impression and Presentation observed by the judges throughout the whole test.

At ADS-recognized events using ADS-published driven dressage tests, the judge(s) shall record marks and comments on each of the applicable collective remarks: Gaits, Impulsion, Submission, Driver, and Presentation when indicated on the score sheet.

1.1 Gaits

Regularity and freedom (if Four-in-Hand, or Pair, maintenance of pace by all horses). The quality of paces in each movement is marked under the appropriate movement. The mark for the general impression must reflect paces and transitions during the whole test.

1.2 Impulsion

Moving forward, engagement of the hind quarters (if Four-in-Hand or Pair, all Horses working). The level of impulsion may vary between movements and pace, but the mark for impulsion must reflect the performance of the Horses throughout the Test, in all trot and canter paces.

1.3 Submission

Response to aids – willing and without resistance, correctness of bend, suppleness, acceptance of the bit.

955.2 Athlete (ADS Driver)

- 2.1 Use of aids, handling of reins and whip, position on the box, accuracy of figures. The mark must reflect the consistent level of accuracy and quality of transitions.
- 2.2 Para-Driving Athletes in able-bodied competitions. Athletes may salute with a nod of their head only. Hats must not be removed at the salute, and contact must be maintained on the reins during the halt and salute.

955.3 General Impression and Presentation (ADS Presentation)

- 3.1 Appearance of driver Athlete and grooms, correctness, cleanliness harmonizing with or harness and carriage. Fitness, matching and condition of Horse(s), balanced picture of the complete turnout. Cleanliness and fit of harness. Harmony between Horse(s) and Athlete.

At ADS-recognized events, Presentation is defined as:

Appearance of driver and grooms: cleanliness, fitness, and condition of horses, harness and vehicle.

Article 956 Scoring

956.1 Marks

- 1.1 Marks out of 10 will be awarded for each numbered movement and for each heading under General Impression on the following basis:

10: Excellent	4.0: Insufficient
9.0: Very Good	3.0: Fairly Bad
8.0: Good	2.0: Bad
7.0: Fairly Good	1.0: Very Bad
6.0: Satisfactory	0: Not Executed
5.0: Sufficient (Marginal)	

- 1.2 Half marks may be awarded.

956.2 Error of Test

If an Athlete attempts to perform a movement, or attempts to maintain the pace required, and fails to do so, but does not deviate from the track, the President of the Ground Jury may either treat it as an “Error of Course” (see paragraph 3 below), or he may decide to leave the Judges to give the movement an appropriate mark. If an Athlete makes no effort to perform a movement in a Test then it may either be treated as an Error of Test or as an Error of Course at the discretion of the President of the Jury.

956.3 Error of Course

- 3.1 An “Error of Course” is when an Athlete deviates from the required track or when a movement is performed at the wrong pace, or omitted altogether.
- 3.2 In the event of an Athlete making an Error of Course, the President of the Ground Jury will ring the bell and stop the Athlete. The Athlete must then resume the Test from the beginning of the movement where the error was made. If the Athlete is in any doubt, he may ask the President of the Ground Jury for guidance, without incurring any penalties.

956.4 Disconnected or Broken Harness

If the reins, pole strap, chains or trace become disconnected or broken, or should the Horse get a leg over the pole, trace or shaft, the President of the Ground Jury must ring the bell and a Groom(s) must dismount and reconnect or repair as appropriate. The Athlete will be penalised for a Groom(s) dismounting.

956.5 Disobedience

Any resistance in the forward movement, kicking or rearing is considered to be disobedience and will be penalised by the Judge at C, as follows:

- 1st Incident.....5 penalties
 2nd Incident..... 10 penalties
 3rd Incident.....Elimination

956.6 Carriage overturn

A Carriage overturning is elimination.

Article 957 Summary of Driven Dressage Penalties

Athletes are liable to the following penalties:

DESCRIPTION	REF. ARTICLE	PENALTIES
Part of the turnout leaving the arena during a movement		Mark down for inaccuracy
The whole turnout leaving the arena		Elimination
Athlete dismounting	943.2.10 & FEI Annex 10	20 penalties
Entering the arena without a whip	928.4.4	5 penalties
Dropping or putting down a whip	928.4.4	5 penalties
No breeching if carriage has no brakes	937.1.1	Elimination
No breeching for Singles	940.1.14	Elimination
Use of bandages or brushing boots (Horse to be inspected after Test)	940.2	10 penalties
Contravening the Rules on Advertising	941	Warning Card
Person tied to the carriage	943.2.7	Elimination
If a Groom handles the reins, brake or uses the whip	943.2.4	20 penalties
Groom speaking or giving indications	945.2	10 penalties (once)
Physical outside assistance	945.1	Elimination
Groom(s) dismounting First incident Second incident Third incident	943.2.11 & FEI Annex 10	5 penalties 10 penalties Elimination
Early or late entry	952.1	Possible Elimination
Lame Horse	952.3	Disqualification of the Horse and elimination of the Athlete
Incomplete presentation (Athlete, Groom, Carriage)	Art. 928	5 penalties
Errors of course: First occasion Second occasion Third occasion	956.3	5 penalties 10 penalties Elimination
Disobedience: First incident Second incident Third incident	956.5	5 penalties 10 penalties Elimination
Carriage overturn	956.6	Elimination

Article 958 Classification**958.1 Total Marks**

- 1.1 The individual marks awarded by each Judge for each movement and for General Impression will be added together and divided by the number of Judges to obtain the average score.
- 1.2 In order to adjust the influence of Driven Dressage on the whole event, where the total possible marks for the test are greater than 160, the average score will be multiplied by the coefficient printed on the score sheet to obtain the adjusted average score to be used in the results.

At ADS-recognized events using ADS Driven Dressage tests, points will be awarded and scores calculated as indicated on the applicable test form. See [Art. 956](#).

- 1.3 Penalties are only awarded by the President of the Ground Jury at C. Any penalties will be deducted from the average adjusted score and the final total will be deducted from 160 to obtain the penalties for the test.
- 1.4 Scores will be calculated to two decimal places.
- 1.5 The Athlete with the lowest score in penalties will be the winner Driven Dressage.

958.2 Classification at ADS-recognized Dressage competitions

- 2.1 ***Total Points awarded by each Judge will be added together and divided by the number of judges to obtain the Average Total Points (to two decimal places). The Average Total Points is then multiplied by the Factor indicated on the individual test. Conversion to Penalty Points is achieved by subtracting the Factored Average Total Points from 160 maximum possible points. Total Penalties Points are determined by adding any penalties imposed by the Judge at C to Penalty Points.***
- 2.2 ***Placings in the Driven Dressage competitions:***
 - a. *in Arena Trials and Driving Trials – awarded to competitors in ascending order starting with the lowest Total Penalties.*
 - b. *The Competitor with the lowest combined penalties for Dressage and Presentation will be awarded to competitors in ascending order starting with the lowest combined penalties.*
- 2.3 ***Placings in Dressage-only events, the final scores may be expressed in positive points for High Point awards, as a percentage of the maximum possible points, or as penalty points.***
 - a. *High Point awards are the highest Average Total Points less any penalty points imposed by the Judge at C, placed in descending order.*
 - b. *Percentage awards are the highest Average Total Points less any penalty points imposed by the Judge at C, expressed as a percentage of the maximum possible points, placed in descending order.*
 - c. *Penalty Point awards are the lowest Total Penalties placed in ascending order.*

Chapter 12 – Marathon

Article 959 General

The objective of Marathon is to test the fitness, stamina and training of the Horses, and the driving skill and general horsemanship of the Athlete.

Article 960 The Course

960.1 General

- 1.1 Maximum Distances and speeds must not be exceeded.
- 1.2 These speeds may be reduced by the Technical Delegate and the President of Jury in the case of adverse weather or ground conditions.

1.3 At ADS-recognized events, the FEI provisions of this paragraph do not apply.

In CAI2* and 3* the Course must consist of two or three Sections. In CAIO4* and above, the Course must consist of three Sections. The distance must be as close to maximum distance as possible for Championships.

At an ADS-recognized 3-Phase Marathon, the Sections are A, Transfer, and B.

In a 2-Phase Marathon the sections are A and B or Controlled Warm-Up and Section B.

Events also have the option of a Cool Down Area after Section B, (see Art. 960.1.7).

- 1.4 The actual distance and time allowed in the Transfer section to be confirmed by the Technical Delegate in conjunction with the President of the Ground Jury.
- 1.5 The total distance in Section B should be approximately one (1) km per obstacle and preferably not less than 700 m between two consecutive obstacles. The total distance in Section B must include the distances through the obstacles.
- 1.6 The distances between the end of one Section and the start of the next must not be included in the total length and time of the course.
- 1.7 As an alternative option to the Phase A there can be used a controlled Warm-up (min 30 minutes before starting time) in a designated warm-up arena with minimum 7000 square metres, properly stewarded, with a judge and veterinarian in attendance. A marathon-type obstacle for preparation purposes should be provided. Horse inspection and bit/harness control 10 minutes before the start in Section B is compulsory.

960.2 Marathon sections:

Note: At ADS-recognized events for Marathon speeds, distances and pace, see tables [960.2.8](#) and [960.2.9](#) below. Drivers shall accumulate penalties for being under the minimum time in Sections A and/or B, and over the Time Allowed in all Sections. Exceeding the Time Limit in any Section shall incur elimination.

2.7 At ADS-recognized events:

- a. **Training Marathon competitions other than Driving Trials, Sections A, Transfer and B must be used with a total distance up to 12.5 km, with up to five obstacles with no more than three gates each.**
- b. **Preliminary Marathon competitions other than Driving Trials, Sections A, Transfer and B must be used, and the total distance to be between 8-14 km, with up to six obstacles with no more than four gates each.**
- c. **Intermediate Marathon competitions other than Driving Trials, Sections A, Transfer and B must be used, and the total distance to be between 10.8-15 km with five to seven obstacles with no more than five gates each.**
- d. **The Controlled Warmup option may be used in place of Sections A and Transfer in the above events at the Organizer's option provided the specifications are published in the ADS Omnibus. With this option, the minimum total distance may be reduced to one kilometer per obstacle used in Section B.**
- e. **Driving Trials, only Section B is used, with a total distance of up to 10 km.**
- f. **Organizers have the option of a 2 section marathon, see 960.2.8.1**

2.8 Marathon competitions:

DIVISION	TOTAL DISTANCE		PACE & SPEED					
	MIN KM	MAX KM	SECTION	PACE	SPEEDS KPH			
					HORSE	PONY	SM PONY	VSE
Training	8 ^{2,3}	12.5	Sec A	Any pace	14	13	12	9
			Trsfr	Any pace	-	-	-	-
			Sec B ¹	Walk or trot only	13	21	11	9
Preliminary	8 ^{2,3}	14	Sec A	Any pace	14	13	12	10
			Trsfr	Any pace	-	-	-	-
			Sec B ¹	Any pace	14	13	12	9.5
Intermediate	10.8 ^{2,3}	15	Sec A	Any pace	15	14	13	10
			Trsfr	Any pace	-	-	-	-
			Sec B ¹	Any pace	14	13	12	10

1) All divisions – Walk or trot only from last obstacle or last 300m to end of Section B, see [960.6.2](#).
2) The Transfer Section minimum distance is 800 meters and the maximum distance is 1500 meters
3) See 960.2.7(d) whenever Controlled Warmup option is used

2.8.1 ADS Option – Two-section Marathon

DIVISION	MIN DISTANCE	MAX DISTANCE	SECTION	PACE	SPEEDS KPH			
					HORSE	PONY	SM PONY	VSE
Training	8 ²	12.5	Sec A	Any pace	10-12	9-11	8-10	5.5-7.5
			Sec B ¹	Walk or trot only	13	12	11	9
Preliminary	8 ²	14	Sec A	Any pace	10-12	9-11	8-10	6-8
			Sec B ¹	Any pace	14	13	12	9.5
Intermediate	10, 8 ²	15	Sec A	Any pace	11-13	10-12	9-11	6.5-8.5
			Sec B ¹	Any pace	14	13	12	10

*The actual speed for Section A will be determined by the Technical Delegate and Course Designer based on length of the track and allowing incorporation of at least 800 meters walking at appropriate speed.
1) All divisions - Walk or trot only from last obstacle or last 300m to end of Section B, see [960.6.2](#)
2) See 960.2.7(d) whenever Controlled Warm-up option is used.

960.3 Compulsory rests

A safety check of the turnout must be made by the Steward and the Veterinarian before the start of Marathon and during the 10-minute hold at the end of the Transfer Section (Option 1) or Section A (Option 2).

At ADS-recognized events, the format of the required safety check at the Rest Stop is at the discretion of the President of Jury and Technical Delegate, under the direction of the Ground Jury.

- 3.1 There must be a compulsory rest of not less than 10 minutes in the designated rest area prior to the start of Section B. When Section A is a "controlled Warm-Up", the compulsory rest may be reduced to 5 minutes.
- 3.2 The area of the compulsory rest should, if possible, provide some shade and must be large enough to accommodate three turnouts at once and have room for additional motor vehicles.
- 3.3 Water must be provided at the rest area for the Horses.

3.4 At ADS-recognized events, a blacksmith (farrier) may be present or on call at the discretion of the Organizing Committee.

- 3.5 Para Driving: quick release systems to secure a wheelchair and lap belts or 4 points belts with a quick release system must be checked by the Technical Delegate and/or the Chief Steward before the start of the marathon.
- 3.6 In exceptional circumstances, the minimum time required for the Compulsory Rest may be increased by the President of the Jury in consultation with the Technical Delegate.
- 3.7 If a Horse is not accepted by the Veterinarian at the rest area after 10 minutes, or 5 minutes for a "controlled warm-up", the Horse and Athlete will be Eliminated.
- 3.8 Turnouts may stand, walk or trot within the rest area.

960.4 Section and direction signs

- 4.1 The beginning and end of each Section must be marked with a pair of Red and White flags.
- 4.2 The entire Course must be clearly marked with yellow direction markers placed, wherever possible, on the right hand side of the track to be clearly visible to the approaching Athlete. A confirmation directional arrow must be placed after every significant turn.
- 4.3 Sections A and B must have a marker at every kilometer. In Section B the measurement of the kilometers must include the distances through the obstacles.

ADS marathon courses: when multiple divisions with different distances are used in Sections A and/or B, the kilometer markers shall be color-coded and shaped to match division Compulsory Turning Flags as described in 960.5.

- 4.4 The marker for a kilometer occurring within an obstacle should be placed on the post supporting the red exit flag.

960.5 Compulsory turning flags

- 5.1 Sufficient red and white compulsory turning flags must be positioned on the Course to ensure that all Athletes follow the designated track. Athletes must leave the red flags on their right and the white flags on their left. These compulsory turning flags must be numbered consecutively in each Section and they must be placed so they are clearly visible to Athletes from a reasonable distance.

At ADS-recognized events, numbered kilometer markers and compulsory turning flags shall be distinguished by the following colors. Distinctive shapes are also highly recommended. Numbers may be black or white to provide maximum contrast:

Training division – diamond – white or black background

Preliminary division – square – green background

Intermediate division – circle – red background

Advanced division – triangle – blue background

VSE classes – octagonal – orange or purple background

At ADS-recognized Training and Preliminary division events, there shall be no Compulsory Turning Flags positioned on significant slopes. A relatively easy alternate route shall be provided.

- 5.2 The location and number of the Flags must be marked on the map of the Course to clearly indicate the correct route to be driven between the compulsory turning flags before and after each obstacle. In addition, a list showing the order for driving compulsory turning flags and obstacles must be provided for Athletes and Officials.
- 5.3 Ground Observers must record the Athlete's track through the compulsory turning flags; if any compulsory turning flags are missed out or passed in the wrong sequence, the details must be reported to the member of the Ground Jury or Technical Delegate as soon as possible.

960.6 Paces

- 6.1 The finish of Section B must not be more than 300 m from the exit of the last Obstacle unless the Technical Delegate grants an exception. If the last obstacle is situated within 300 m of the finish, the Athletes may stop within 30 m of the out gate of the obstacle to repair a broken or detached harness without penalty. A 30 m marker will be placed on the track to indicate this point if the last obstacle is within 300 m of the finish.
- 6.2 Between the 30 meter sign of the last obstacle (or 300 m) and finish, pace must be trot or walk only. The Athlete will accumulate one penalty point for each five seconds the turnout is not at the walk or trot.

6.3 Transfer Section

At ADS-recognized events, gates, sharp turns, water and steep hills should not be included in the transfer section.

960.7 Cool Down Area

At the end of Section B, a cool down area (Arena, Loop, or Track) of a minimum of 800m and a maximum of 1200m must be installed. The in-harness examination, as per Art 935.5 must be performed between ten and fifteen minutes after the Athlete has entered the cool down area. The groom(s) may walk beside the carriage in this area. An Athlete that fails to present his turnout at the cool down area will be eliminated. Brushing boots and bandages may be removed from the horses.

At ADS-recognized events, the cool down area will remain an option prior to the in-harness inspection at the end of Section B.

Article 961 Obstacles in Section B

961.1 Number of Obstacles

- 1.1 ***At ADS-recognized events, see [960.2.7](#).***

961.2 Sketches of Obstacles

Accurate sketches of each Obstacle, showing the location of the compulsory gates, Dislodgeable/Detachable Elements and Entry/Exit Flags must be made available to Athletes, team and Event Officials before the first inspection of the Course.

961.3 Design and Construction of Obstacles

- 3.1 The number of each Obstacle must be clearly displayed on the post supporting the Red Entry Flag.
- 3.2 The Entry and Exit of each Obstacle must be marked by Red and White Flags (red on the right and white on the left), not less than 20 m from the nearest lettered gate, unless the Technical Delegate grants an exception. After the finish line of each obstacle a 30 m sign must be established. A dismounted groom in an obstacle must be back on the carriage before the rear axle passes the sign.
- 3.3 The track through an Obstacle should not exceed 250 m on the shortest, 2.5 m drivable route that is not narrower than 2.5 m at any point, between the entry and exit flags. The track may exceed 250 m in exceptional circumstances, at the discretion of the Technical Delegate.
- 3.4 Obstacles must be at least 700 m apart. The Technical Delegate may grant an exception.
At ADS-recognized driving trials, see [Appendix CD-A](#) for distance between obstacles.
- 3.5 Obstacles must be clearly numbered in the sequence in which the Athletes are required to drive them.
- 3.6 Obstacles must not include any feature which might cause damage or injury to the Horses.
- 3.7 Artificial obstacles should be solidly constructed and firmly fixed, so that they are unlikely to be moved or broken during the Competition.
- 3.8 If the Course Designer includes any element in an obstacle, which in the opinion of the President of the Jury and Technical Delegate could frighten the Horses, an alternative route must be provided within the Obstacle.

- 3.9 Where a constructed water crossing is included in an obstacle, the depth of the water must not be more than 30 cm. Where natural water is used the Technical Delegate may allow a maximum depth of 50 cm. The bed of any water crossing must be firm. Where water depth exceeds 50 cm a substantial fence, firmly fixed, must be constructed to prevent Horses going into deep water.

At ADS-recognized events, Training division, unless specified in the ADS Omnibus, must have a dry, measured, legal, optional route through water obstacle gates.

- 3.10 If a barrier for crowd restraint is required, by local regulations or the Organiser, it must not be positioned closer than 20 m from the nearest element in the obstacle, unless the Technical Delegate grants an exception.

961.4 Compulsory gates

- 4.1 Obstacles include compulsory gates marked with red and white letters, which should be marked A up to F, indicating the sequence in which they must be driven.

At ADS-recognized events, see [Art. CD-960](#).

- 4.2 As an alternative option, a maximum of two letters can be used twice in the same obstacle.

- 4.3 The height of all elements within a compulsory gate must not be less than 1.30 m.

At ADS-recognized events, minimum height for gates and elements for VSE classes is 1.0 metre unless an exception is granted by the Technical Delegate.

- 4.4 The minimum width of a compulsory gate is 2.50 m.

At ADS-recognized events, the minimum width of a compulsory gate for VSE classes is 2.0 metres.

- 4.5 At ADS-recognized events, for Training and Preliminary divisions, no compulsory gates may be positioned on a significant slope. At Intermediate division, moderate slopes are allowed.***

961.5 Dislodgeable/detachable elements

- 5.1 The Course Designer may choose any type of dislodgeable/detachable element with a preference for balls such as used in Cones.

- 5.2 All dislodgeable/detachable elements may not interfere with, or cause injury to the Horse or damage to the carriages, when they are dislodged.

- 5.3 The cups that hold the ball on a dislodgeable element should be a standard 45-55mm pipe to hold the balls from the cone driving Competition. The cups must be of sufficient depth so that the ball does not rest on the post.

- 5.4 The number of dislodgeable/detachable elements must not exceed 24 in total. Athletes will incur two penalties for each element dislodged.

At ADS-recognized events, the number of dislodgeable elements is not limited, subject to the approval of the Technical Delegate.

- 5.5 A dislodgeable/detachable element is “live” at all times until it is dislodged or completely detached.

- 5.6 An Athlete or Groom who attempts to prevent a dislodgeable/detachable element from being dislodged will incur 10 penalties.

Article 962 Inspection of the Course

962.1 Visit of the Technical Delegate

At least 48 hours before Marathon, the entire Course, including the obstacles, must be available for inspection and approval by the Technical Delegate.

962.2 Briefing for Athletes and Officials

- 2.1 The Technical Delegate must arrange a briefing for members of the Ground Jury and the Chefs d'équipe (Athletes at CAI Events) prior to the official opening of the Course.

- 2.2 Ground Observers, obstacle observers and time keepers must be briefed by the Technical Delegate or his designated representative before the start of Marathon.

- 2.3 Copies of maps of the entire Course must be available at the briefing, for those requiring them. The maps must show each Section, the location of all the Obstacles and numbered compulsory turning flags, kilometre markers, and any areas of the Course which are closed to motor vehicles.
- 2.4 Drawings of the obstacles must be available for chefs d'équipe, Athletes and Officials during the briefing.
- 2.5 A list showing the order for driving compulsory turning flags and obstacles must also be made available.

962.3 Inspection of the Course by Athletes.

- 3.1 At least 48 hours before the first Athlete is due to start Marathon, the whole Course must be open for inspection by the Athletes, except under exceptional circumstances, when Organizers have the option not to open Section A for inspection, with the agreement of the Technical Delegate.

At ADS-recognized events, the course must be available for inspection by the Competitors at least 24 hours before the start of the Competition. (For Arena Trials see Appendix CD-B.)

- 3.2 The Technical Delegate may impose restrictions on the means of access to certain parts of the Course.
- 3.3 The course is closed for inspection from the time the first Athlete starts Section A or Controlled Warm-up. The Obstacles in Section B may be left open until the first Athlete starts Section B.
- 3.4 Athletes using motor vehicles must remain on the roads and tracks designated by the Technical Delegate.
- 3.5 The Obstacles may only be inspected on foot. No motor vehicles or bicycles may be taken inside any part of an obstacle and the Controlled Warm-up. Failure to comply will be penalised by the issue of a Warning for the first infringement and a Warning Card for the second.

3.5.1 Para Driving Athletes from nominated profiles may use a Motor Vehicle to walk the course (MVWC), but must have this noted on the Masterlist following classification Evaluation.

At ADS-recognized events, the Para Athletes must present their dispensation to the Organiser prior to the competition to be exempt from this Article, and their vehicles must be clearly identified. (See Art. GR 1.8.)

- 3.6 ***In ADS-recognized events, Drivers with limited mobility, and with an ADS Dispensation for such, will be permitted to drive themselves or be driven through marathon obstacles at a walking pace in golf carts or similar vehicles.***
- 3.7 No horse may be taken inside any part of an obstacle after it is officially gated by the course designer for that event.

Article 963 Times

963.1 Timetable

- 1.1 A timetable showing the start of Section A or Controlled Warm-up and the timetable of each Section, including the compulsory rest, must be drawn up by the OC for the Ground Jury and Technical Delegate. It must be adjusted in the event of unforeseen circumstances and redistributed.
- 1.2 A timetable showing the starting time for each Athlete on Section A or Controlled Warm-up must be provided to the Athletes and the timekeeper at the start of Section A or Controlled Warm-up. Running order lists must be provided to all other timekeepers, ground observers and obstacle observers.

963.2 Times in Sections

- 2.1 The Time Allowed in all Sections is calculated according to the average speed selected for that Section.
- 2.2 The Minimum Time in Section A is two minutes less than the Time Allowed.
- 2.3 The Minimum Time in a Controlled Warm-up is two minutes less than the Time Allowed.

- 2.4 The Minimum Time for Section B is three minutes less than the Time Allowed.
- 2.5 The Time Limit for Section A, Controlled Warm-up, and Transfer section is the Time Allowed plus 20%. The Time Limit for Section B is twice the Time Allowed.
- 2.6 The Time Limit in the Cool Down area is minimum 10 minutes and maximum 15 minutes.
- 2.7 An Athlete who exceeds the Time Limit in any section will be Eliminated.

963.3 Timing

- 3.1 Electronic timing equipment should be used for the timing of Athletes in each Section and the obstacles, whenever possible.
- 3.2 Timekeepers at the start and finish of each Section must record the start and finishing times for each Athlete on the Section Timer Record and enter the time on the Athlete's Marathon (Green) Time Card.

963.4 Start and finish

- 4.1 Athletes should be at the start of Section A or Controlled Warm-up at least 10 minutes before their published Start Time.
- 4.2 If an Athlete is not ready to start Section A or his Controlled Warm-up at his scheduled time, the Timekeeper will start him at the earliest available time at his discretion, and record the actual starting time, which must be reported to the Technical Delegate and President of Jury, for onward transmission to the Scorer, at the earliest opportunity. The Athlete will be penalized 0.25 of a penalty per second of the time elapsed between his scheduled start time and the time he was ready to start, and he must not be allowed to start less than two minutes before the next Athlete's starting time. For the avoidance of doubt, Athletes will not be penalized where the start of Section A is delayed for organizational reasons.
- 4.3 Athlete must start each section from the halt with the leading horse behind the start line. The Timekeeper will count down to the Start time. If an Athlete starts before the Timekeeper gives him the authorization, he will be recalled, a new start will be given and the Marathon Time Card will be amended. If the Athlete fails to stop when recalled, he may be Eliminated. A member of the Ground Jury must be made aware of the circumstances as soon as possible.
- 4.4 The timing of the section ends when the nose of the leading horse has passed the finish line. Section penalties will apply until the whole turnout has passed the finish line.

963.5 Time Penalties in the Sections

- 5.1 In Section A, Controlled Warm-up and Section B, Athletes will be penalized 0.25 of a penalty per second for exceeding the Time Allowed.
- 5.2 Athletes completing Section A, Controlled Warm-up and B in less than the minimum time will be penalized 0.25 of a penalty point for each second they are early.

Article 964 Penalties on the Marathon Course

964.1 Whips

Whips, if carried, may only be used by the Athlete. Failure to comply will incur 20 penalties.

At ADS-recognized events, driving the Marathon without a whip in hand will incur 20 penalties. Inadvertently dropping the whip will not incur any penalties provided it is retrieved or replaced prior to passing the next Compulsory Turning Flag on course.

- 1.1 Para Driving Athletes from nominated profiles may compete with the whip held/used by groom, but must have this noted on the Masterlist following classification evaluation.

At ADS Competitions, the Para Athlete will be required to have the applicable dispensation. (See Art. 1.8)

964.2 Error of Course

If an Athlete fails to pass through a compulsory turning flag (CTF) in the designated sequence, he may return to the point of error and drive the CTF, provided he has not driven the following CTF or the next Obstacle. An Athlete who fails to pass through a CTF in the published sequence and direction will be Eliminated, (except multiple CTFs which are to be driven several times with different numbers).

964.3 Deviation from the Course

- 3.1 Athletes must not deviate from the track for the last 300 meters. Athletes who stop, circle, zig-zag or leave the track in any other way will incur 10 penalties for each occurrence.
- 3.2 Exception: See [Art. CD-960.6](#)

964.4 Incorrect pace

Should one or more Horses break into a canter within the last 300 m before the finish and this is not corrected within five seconds, the Athlete will incur one penalty for every occurrence. If the break continues, the Athlete will incur one penalty for every additional completed period of five seconds.

At ADS-recognized events, the above penalty also applies to:

- ***Section B (inside obstacles) – cantering (Training); and***
- ***Section B (outside obstacles) – cantering (Training).***

964.5 Dismounting in the Sections

- 5.1 During Section A, Controlled Warm-up and Section B (except inside the Obstacles), Grooms and Athletes are not allowed to dismount unless the carriage is stationary. If the vehicle is not stationary, either or both Groom(s) dismounting will incur five penalties. The Athlete dismounting will incur 20 penalties.
- 5.2 In the Cool Down Area, only Grooms may walk beside the Carriage.
- 5.3 The Athlete and all Grooms must be on the carriage as it crosses the Start and Finish lines and passes through the Compulsory Turning Flags in each Section (Section A, Controlled Warm-up and Section B). Failure to do so incurs five penalty points for grooms and 20 penalty points for the Athlete on each occasion.
- 5.4 In exceptional circumstances, if warranted due to the condition of the terrain or weather, the Technical Delegate and the President of the Ground Jury may permit Grooms in competitions for ponies and single horses to run behind their carriage on designated parts of the course.

At ADS-recognized events, the above paragraph also applies to VSE entries.

964.6 Stopping

- 6.1 Athletes may stop for repairs to carriages or harness or for any reason beyond the Athlete's control, anywhere on the course other than while negotiating an obstacle, without incurring penalties, other than loss of time, except as in [Art. CD-960.6](#).
- 6.2 Athletes will incur one penalty point for each commenced ten seconds that they remain stopped on the course for any other reason.
- 6.3 If an obstacle is situated within 300m of the finish line, an Athlete is allowed to stop to carry out necessary repairs to the harness or carriage (missing or disconnected trace, pole strap or reins) without penalty as long as he stops within the signed 30 meters after leaving the last Obstacle, as per [Art. CD-964.7.1](#). Stopping for any other reason between the last Obstacle or the 300-metre sign, whichever is closer to the Finish Line in Section B, will incur 10 penalties for each occurrence.

964.7 Damaged Carriage/Harness

- 7.1 At the Finish of Section B any missing or disconnected trace, pole strap or reins will incur 10 penalties for each occurrence.
- 7.2 At the Finish of Section B a broken or disconnected pole or shaft or bit will incur Elimination.
- 7.3 Carriages must pass the Finish of Section B drawn by the number of Horses required for the designated class and on the designated number of wheels. Failure to comply will incur Elimination. Broken or missing tires are acceptable.
- 7.4 If the carriage overturns (on the course or in an obstacle), the penalty is Elimination and the Athlete may not continue on the Marathon.

Article 965 Obstacle Penalties

965.1 Pace in Obstacles

Athletes may use any pace in the obstacles.

At ADS-recognized events, Training Division Competitors may not canter in the Obstacles.

(See Art. CD-960.2.8.)

965.2 Error of Course in an Obstacle:

- 2.1 Athletes entering any part of an obstacle without first passing through the entry flags or failing to pass through the exit flags on leaving an obstacle without correcting the error will be eliminated.
- 2.2 The compulsory gates in an obstacle are “free” after an Athlete has passed through them in the correct direction and in the correct sequence. Athletes may, therefore, go through them again in any direction at any time (for example, Athletes must go through A in the correct direction before going through B. A is now “free” and they may go through it again in any direction as often as they like, and so on).
- 2.3 Athletes who pass through a compulsory gate in the wrong sequence or direction before it becomes “free” and without correcting the error before passing through the Exit Flags, will be eliminated.
- 2.4 In order to correct an error of course, the Athlete must return to and drive the compulsory gate he missed before continuing through the next compulsory gate in the correct sequence. For example, an Athlete drives through compulsory gates A and B and then goes through D (missing gate C). In order to correct this error of course, the Athlete must go back and drive through gate C before going on to gate D, etc. All gates are neutralized until he reaches this gate. Each Error corrected shall incur 20 penalties.
- 2.5 Passing through the exit gate of an Obstacle without driving all compulsory gates in the correct sequence will be penalized by Elimination.
- 2.6 An Athlete is not considered to have passed through a Compulsory gate in an obstacle until the whole turnout has passed between the flags denoting the Compulsory gate.

965.3 Dismounting in the Obstacles

- 3.1 Each time either or both Grooms put both feet on the ground in an obstacle, the Athlete will incur five penalties.
- 3.2 Once Grooms have dismounted they are not required to get back onto the carriage and need not follow the Athlete through any of the Compulsory Gates in the rest of the Obstacle. Grooms do not have to be on the Carriage when it leaves the obstacle. They must get back on the carriage immediately (between the finish line of each obstacle and the 30-meter sign) outside of the obstacle. Failure to do so will incur five penalties per incident.
- 3.3 Each time an Athlete dismounts in an obstacle he will incur 20 penalties He must be on the carriage when it leaves the Obstacle.
- 3.4 In all incidents (for example trace or reins or lead bar over part of an obstacle, etc.), the grooms must dismount and solve the problem (no climbing over Horses or pole). Failure to comply will incur 20 penalties.
- 3.5 An Athlete or Groom may only put one foot on any part of an obstacle without incurring penalties. Contravention of this Article will result in five penalties.
- 3.6 A Groom may assist the Athlete by leading a Horse through the obstacle by the bridle end of the reins. The Athlete will incur 25 penalties in total. See [Art. CD-969](#) and [Art. CD-945.3](#).
- 3.7 Groom(s) must be on the carriage when the Athlete enters each obstacle on the Marathon. Failure incurs 5 penalties.

965.4 Disconnecting

Deliberately disconnecting one or more Horses and leading them through any part of the obstacle will be penalized by Elimination.

965.5 Elimination in an Obstacle

The decision whether an Athlete is eliminated in an obstacle rests entirely with the Ground Jury.

965.6 Welfare of the Horse

- 6.1 It is the responsibility of the Athlete to stop immediately and put a Groom or Grooms down whenever a Horse has its leg over a Pole, Shaft, when a wheeler has a leg over the lead bar or the leader's trace, or when a Horse is down and remains down. Also, he must stop when instructed to make necessary repairs by a Member of the Ground Jury or Obstacle Observer. However a trace down or a pole strap disconnected needs no repair inside an obstacle. The time will continue to run.
- 6.2 Failure to stop and put the Groom down to correct the situation before leaving the obstacle will incur Elimination.
- 6.3 It is the responsibility of the Athlete to stop immediately and put a Groom or Grooms down whenever a Horse has a leg over a Trace. Also, he must stop when instructed to correct the situation by a Member of the Ground Jury or Obstacle Observer. Failure to stop and put the groom down to correct the situation before leaving the Obstacle will incur 30 penalties. The time will continue to run.

965.7 Timing

- 7.1 The Athlete will be timed from the moment when any part of the turnout crosses between the entry flags until any part of the turnout passes between the exit flags from the correct direction. Once the clock has stopped, no further penalties from that Obstacle can be incurred and the turnout must leave the Obstacle.

At ADS-recognized events other than Arena Trials, Obstacle elapsed time for Training division competitors shall not be provided nor shall time penalties be applied for the elapsed times in the Obstacles. The five-minute time limit shall apply (See 7.3 below). Only total Section times will be recorded and penalty points posted, in keeping with the intended objective for the division.

- 7.3 The Time Limit for Athletes in obstacles is five minutes. If Athletes fail to complete the whole obstacle and pass the exit flags within the Time Limit, the Obstacle Observer is to blow two blasts on a whistle indicating to the Athlete that the Time Limit has been reached. The Athlete must then vacate the obstacle as quickly as possible (with assistance if necessary) and may not continue in the Competition.
- 7.4 The time taken for an Athlete to complete an Obstacle shall be recorded to hundredths of a second, either manually or electronically.
- 7.5 There is no rounding of time or conversion to penalty points for individual Obstacles.

965.8 Hold Ups

- 8.1 If an Athlete arrives at an obstacle while the previous Athlete is still negotiating the obstacle, or if the Obstacle is not ready to be driven, he is to be held at a point on the course approximately 50 m from the Entry Flags.
- 8.2 One of the Assistant Obstacle Observers is to stop the Athlete at that point and start his stopwatch. As soon as the previous Athlete is clear of the obstacle, and the Obstacle Observer approves a restart, the Assistant Obstacle Observer will restart the Athlete and inform him of the time he has been held. This should be in whole or half minutes.

At ADS-recognized events, competitors being held will be restarted only in whole-minute intervals.

965.9 Obstacle video recording

Video recording at each Obstacle is recommended in all Events. Such video recording is compulsory at CAI World Cup™ Qualifiers, CAIOs and [FEI] Championships.

Article 966 Judges

966.1 Positions

- 1.1 One member of the Ground Jury must be at the end of Section B to supervise the inspection of carriages, harness and Marathon Time Cards and when applicable to supervise the weighing of the carriages. An Athlete whose carriage is below the prescribed weight will be eliminated. (See [Art. CD-969.](#))

At ADS-recognized events, there are no minimum weights or widths. (See [Art. CD-937.](#))

- 1.2 The rest of the Jury will be positioned by the President of the Ground Jury.

At ADS-recognized events, positioning and duties specified in 1.1 and 1.2 above shall be determined by the President of the Ground Jury.

Article 967 Officials

967.1 Ground observers

- 1.1 Ground Observers should be allocated positions around the course by the Technical Delegate from which they can observe the most critical compulsory turning flags.
- 1.2 Ground Observers must be given the starting order of Athletes together with copies of instructions and the Ground Observers Report and a Control Sheet.
- 1.3 Ground Observers must report all incidents for which an Athlete may be penalized, and any other information, to the Ground Jury or member of the Ground Jury periodically and at the end of their period of duty.
- 1.4 Ground Observers cannot eliminate or otherwise penalized Athletes. It is the responsibility of the Ground Jury to impose appropriate penalties.
- 1.5 After the competition, Ground observers must remain in the vicinity of the Secretary's Office until dismissed by the President of the Ground Jury.

967.2 Timekeepers

- 2.1 Each Timekeeper will be provided with a chronometer with a "time of day" display and instructed in its use by the Technical Delegate or the Chief Timekeeper. The Technical Delegate or his assistant is responsible for the synchronisation of the "time of day" on all chronometers issued to Officials.
- 2.2 The Timekeeper at the start of Section A must be issued with the starting time schedule and should ensure that Athletes have been given a "Marathon Time Card" (Green Card).
- 2.3 All other Timekeepers at the start and finish of each Section must be provided with the complete list of Athletes and a running order.
- 2.4 Timekeepers are required to record the start and finish times for their respective Sections and to enter them on the Athlete's "Marathon Time Card" and the "Section Timer Record".
- 2.5 Horses must start from the halt with the nose of the leading horse behind the start line.
- 2.6 The finishing time will be taken as the nose of the leading horse crosses the finish line. The section is finished as the rear axle has passed the Finish Line.
- 2.7 After the competition, Timekeepers must remain in the vicinity of the Secretary's Office until dismissed by the President of the Ground Jury.

967.3 Obstacle observers

- 3.1 There must be one obstacle observer at each Obstacle. Each obstacle observer must have at least two assistants. The obstacle observer must be given a whistle and two stopwatches and instructed in their use by the Technical Delegate or his assistant. They must record the exact time to hundredths of a second taken by each Athlete through the obstacle.

At ADS-recognized events, the number of Obstacle Observers at each obstacle will be determined by and at the discretion of the Technical Delegate.

- 3.2 Obstacle observers must be given a starting order listing all Athletes together with sufficient copies of Obstacle Reports and diagrams to record each Athlete's time and the sequence of the gates through the obstacle as driven.
- 3.3 In case of incorrect sequence, a drawing of the route must be recorded.

- 3.4 Obstacle observers must record and report all incidents to a member of the Ground Jury, as soon as possible after the incident occurred.
- 3.5 After the competition, obstacle observers must remain in the vicinity of the Secretary's Office until dismissed by the President of the Ground Jury.

Article 968 Classification

968.1 Conversion of time to penalties

- 1.1 The total time taken by the Athlete in the Obstacles will be recorded to hundredths of a second and penalties will be calculated to two (2) decimal places. Any time over the Time Allowed in each of the Sections will be added together and multiplied by 0.25. Any time under the Minimum Time in Sections A and B will be multiplied by 0.25. There shall be no rounding of times. The penalties for under Minimum Time; plus penalties for over Time Allowed and the total Obstacle times shall be added to any other driving penalties received to determine the final score for each Athlete in Marathon.
- 1.2 For Athletes who are Eliminated or Retire see [Art. CD-911](#).
- 1.3 The Athlete with the lowest number of penalties will be the winner of the Competition.
- 1.4 In the event of an equality of penalties, the Athletes will be placed on equal rank.

Article 969 Summary of Penalties in Marathon and in Combined Marathon

969.1 Athletes are liable to the following penalties in Marathon:

DESCRIPTION	REFERENCE ARTICLE	PENALTIES
Athlete or Groom wearing shorts.	928.2	10 penalties per person
No Protective Headgear or no body protector on Marathon. See ADS modification.	928.2	Elimination and Warning Card
Finishing Section B with fewer Horses than required.	931	Elimination
No breeching with a carriage with no brakes.	937	Elimination
No breeching for Singles	940	Elimination
Contravening the rules on advertising.	941	Warning Card
Substitution of a Groom.	943.2	Elimination
Groom handling reins, or using whip or brakes when carriage not stationary.	943.2.6	20 penalties
Person tied to the carriage	943.2.7	Elimination
Outside Assistance	945.2.2	Elimination
Groom leading a Horse through an obstacle	965.3.6	25 penalties
Incorrect pace	960.6.2 & 964.4	1 penalty for every 5 sec.
Dislodging a dislodgeable element	961.5.6	2 penalties per occurrence
Preventing a dislodgeable element from being dislodged	961.5.6	10 penalties
Motorised vehicles or bicycles in obstacles. First Incident Second Incident	962.3.5	Warning Card
Carriages under weight at end of B or under width at start of B. ADS exempt	937 , 966.1	Elimination
Total time over Time Allowed in all Sections	963.5.1	0.25 penalties/sec.
Total time under Minimum Time in Sections A and B	963.5.2	0.25 penalties/sec.
Total time in obstacles	968.1.1	0.25 penalties/sec.
Athlete fails to stop when recalled	963.4.3	Elimination
Not ready to Start Section A	963.4.2	0.25 penalties/sec.
Contravening the rule on the use of the whip	964.1	20 penalties
Each deviation from Course after last obstacle or last 300m	964.3	10 penalties
Required persons not on carriage passing through a compulsory turning flag, or the start and finish of each Section, each occasion.	964.5	5 penalties
Grooms Dismounting while moving in Section B.	964.5	5 penalties
Athlete Dismounting while moving in Section B.	964.5	20 penalties
Finishing Section B with missing or disconnected Pole strap, trace or reins for each occurrence.	964.7	10 penalties
Stopping on course for reasons other than repairs	964.6	1 penalty per commenced second
Failing to pass through compulsory turning flags and obstacles in correct sequence and direction	965.2	Elimination
Finishing Section B with missing wheel.	964.7	Elimination

DESCRIPTION	REFERENCE ARTICLE	PENALTIES
Finishing Section B with broken or disconnected pole or shaft.	964.7	Elimination
Failing to pass through entry flags of an Obstacle.	965.2	Elimination
Groom(s) not on the carriage when crossing start of an obstacle	965.3.7	5 penalties
Grooms not remounting on the carriage immediately outside of an obstacle (per incident)	965.3.2	5 penalties
Failing to pass through exit flags of an obstacle within 5 minutes	965.7.3	Elimination
For correcting each error of Course in an obstacle.	965.2	20 penalties
Passing between exit flags before completing an Obstacle.	965.2	Elimination
Groom(s) dismounting in an obstacle, each occasion.	965.3	5 penalties
Athlete dismounting in an obstacle.	965.3	20 penalties
Two feet on an Element of obstacle.	965.3	5 penalties
Groom climbing over Horse back or down the pole in an obstacle	965.3	20 penalties
Disconnecting and leading through an Obstacle.	965.4	Elimination
Failing to stop for leg over pole, lead bar or shaft.	965.6	Elimination
Failing to stop for leg over trace.	965.6	30 penalties
Carriage overturning	964.7.4	Elimination
Exceeding the Time Limit in obstacles (5 min.)	965.7.3	Elimination
Horses unfit to continue in rest area	966.1	Elimination
Exceeding the Time Limit in any Section	968.1.1	Elimination

Chapter 13 – Cones

Article 970 General

The Cones Competition is to test the fitness, obedience and suppleness of the horses and the skill and competence of the Athletes.

Article 971 Competitions

971.1 The Fault Competition shall be used in Driving Events

- 1.1 The Fault Competition is conducted on the basis of penalties for obstacles knocked down and for exceeding the Time Allowed. The score from this round will always be used solely to decide the Final Classification in all Events.
- 1.2 There may be a Drive-off between all Athletes with zero penalties, or equality of penalties to determine the winner of Cones.

971.2 The Time Competition

The Time Competition is conducted on the basis of the time in seconds taken by Athletes to complete the course, with any penalties for faults converted to penalty seconds. Time Competitions are only to be used to determine the placings in Cones.

971.3 Competition in Two Phases

The result of the first section may solely be used for the final results of the Combined Driving Event.

971.4 Competition with a Winning Round

This competition is run over one round according to penalties and time which will count for the final classification in the Driving Event, and a winning round to determine the placings in Cones. (*See also Art. CD-980*).

Article 972 The Course

972.1 Building and Measuring the Course

- 1.1 The Course Designer is responsible, under the supervision of the Technical Delegate, for laying out, marking and measuring the course and building the obstacles. The Course Designer must indicate with a dotted line on the course plan how the length of the Course was measured. The President of the Ground Jury must ensure that the length of the Course was measured accurately.
- 1.2 The arena should be not less than 5000 m² with a minimum width of 40m or an equivalent area. Should this not be possible the number of obstacles must be reduced accordingly unless an exception is granted by the Technical Delegate.
- 1.3 The starting and finishing lines may not be more than 40 m nor less than 20 m from the first and last obstacles respectively.

At ADS-recognized events, a size-adjusted course for VSEs may be offered. The starting and finishing lines of a size-adjusted VSE course may not be more than 30m nor less than 15m from the first and last obstacles respectively.

- 1.4 The number of obstacles may not exceed 20 (except), and for [FEI] Children, the number may not exceed 15.
- 1.5 The length of the (CONES) course must be between 500 m and 800 m, for Children it may be shorter.
- 1.6 Courses must be laid out so that Athletes have a chance to maintain a reasonably fast pace throughout the major part of the course. Certain obstacles, and combinations of obstacles, such as open and closed multiples, will inevitably slow down the pace, but such a layout should be limited to a small proportion of the whole course.
- 1.7 All obstacles should be visible from the Judges' boxes.
- 1.8 The President of the Ground Jury must walk the course to inspect it before the start of the Competition. The course is the track which the driving Athlete must follow when competing, from passing the start in the correct direction up to the finish. The length must be measured accurately to the nearest meter taking account, particularly on the turns, the normal line to be followed by the Horse(s). This normal line must pass through the middle of the obstacles. If there is an alternative obstacle, the official distance has to be measured by the longest route.

Article 973 Obstacles

973.1 Cones

- 1.1 The cones forming an obstacle must be at least 30 cm high and made of indestructible plastic material. A weighted ball must be placed in the hollow on top of the cone, so that it falls down only if the cone is touched.
- 1.2 All obstacles consisting of a single pair or double pair (oxer) of cones will constitute a single obstacle.
- 1.3 The obstacle includes cones, red and white markers, numbers and letters.
- 1.4 The position of one of the pair of cones must be marked on the ground so that a constant position of the obstacle is maintained throughout the competition. Where practicable, a line will also be drawn to ensure that the other cone is maintained at the correct angle.
- 1.5 Obstacles that entail reining back are not permitted.
- 1.6 An oxe will be composed of two pairs of cones in a straight line. The distance between the first set of cones and the second set will be between 1.5 and 3 meters, at the option of the Course Designer. The maximum penalties per oxe is three penalties, for hitting one to four balls. The first set of cones will have the number of the obstacle, the second set will only be marked with red and white flags.

- A maximum of five oxers are allowed in a Cones course.

1.7 At ADS-recognized events, minimum clearance between pairs of cones shall be:

DIVISION	HORSES AND PONIES	VSE
Training division	35 cm + track width *	30 cm + track width *
Preliminary division	30 cm + track width *	25 cm + track width *
Intermediate division	25 cm + track width *	20 cm + track width *
* Increase settings by 10 cm for tandems, unicorns and four-in-hands.		

1.8 At ADS-recognized events, at the Organizer's option, Cones clearances may be based on Standardized vehicle track widths for any or all divisions or the Organizer may restrict vehicles to one or more categories. If exercising these options, the Organizer must publish this in advance in the ADS Omnibus, identifying that "Standardized Cones/Obstacles settings shall be used in the following specified classes or divisions."**1.9 At ADS-recognized events electing to use Standardized Cones settings, the following table shall apply:**

VEHICLE	VEHICLE TRACK WIDTH (CM)	STANDARDIZED CONES SETTING (CM)		
		TRAINING	PRELIMINARY	INTERMEDIATE
MARATHON VEHICLES				
Ponies/Horses, single/pair	125 – 130	160	155	150
Ponies/Horses, unicorn/four-in-hand		170	165	160
PRESENTATION VEHICLES				
Ponies, single/pair	138 – 145	175	170	165
Ponies, unicorn/four-in-hand		185	180	175
Horses, single	138 – 145	175	170	165
Horses, tandem	138 – 145	185	180	175
Horses, pair	148 – 155	185	180	175
Horses, unicorn/four-in-hand	158 – 165	205	200	195
VSE VEHICLES				
Size A	98 – 106	135*	130*	125 *
Size B	107 – 115	145*	140*	135 *
ALL OTHER VEHICLES				
To be measured on an individual basis		Add clearances as shown in Table Art. CD-973.1.7		
* Increase these settings by 10 cm for tandems, unicorns & four-in-hands				
Note: For VSE Advanced division cones settings in Driving Trials and Arena Trials, see Art. CD-973.1.7				

973.2 Multiple Obstacles

- 2.1 Multiple Obstacles must conform to the design principles, see FEI Annexes 3 and 4.
- 2.2 Variations or new designs must be pre-approved by the FEI Driving Committee and included in the Event Schedule.
- 2.3 A Multiple Obstacle may be constructed of markers or horizontal rails, elevated to a minimum of 40 cm and maximum of 60 cm in height.

- 2.4 Each group of cones or elements must be clearly separated and associated with one of the sections of the multiple.
- 2.5 A Multiple Obstacle, other than a “Serpentine”, “Zig-Zag”, a “Double Box” a “Double U” or a “Wave” must not consist of more than three pairs of cones or dislodgeable elements.
- 2.6 Other than Serpentine, Zig-Zags, Double Boxes, Waves and Double Us, a Multiple Obstacle may not be longer than 30 m measured along the centre line through the obstacle.
- 2.7 There may not be more than three (3) Multiple Obstacles in any course.
- 2.8 In Multiple Obstacles Athletes can only incur a maximum of 6 penalties in a Double (A & B), 9 penalties in a Triple (A, B & C) and 12 penalties in a Serpentine, Zig-zag, Double Box, Wave or Double U (A, B, C & D) per attempt, plus any penalties for a rebuild as well as penalties for Disobedience.
- 2.9 Multiple Obstacles may not be used in a Drive-Off. (See [Art. CD-977](#) and [Art. CD-981](#)).

973.3 Serpentine, Zig-Zag, Double Boxes and Double U and Wave

A Serpentine consists of four (4) cones in a straight line facing in alternate directions lettered A, B, C, D (see Annexes).

- 3.2 A Zig-zag consists of not more than four (4) pairs of cones, with alternate left and right cones in a straight line (refer to the website). All centerline cones must be placed in a straight line, either at the front, middle or rear of the cone.
- 3.3 A Double Box and a Double U and a Wave are illustrated in the Annexes.

973.4 Water and Bridges

- 4.1 Where Water Obstacles and Bridge Obstacles are included in the course, prior notification must be given in the Schedule for the event.
- 4.2 Water Obstacles must be at least 3 m wide, with a depth between 20 and 40 cm and sloping sides. There must be a pair of cones at the entrance (flag lettered A) and exit (flag lettered B) with the cones 2.0 m apart.
- 4.3 Knocking down a ball or balls on either A or B will be penalized as 3 penalties for each pair of cones.
- 4.4 Wooden bridges, or bridges of similar suitable construction approved by the Technical Delegate, with fan shaped wings at the entrance, with the bridge surface not more than 35 cm above the ground with a usable width of three metres and a maximum length of ten metres are permitted, and boarded or rail sides are essential. The Technical Delegate may grant an exception if the bridge is of a permanent solid construction with strong side rails. There must be a pair of cones at the entrance (flag lettered A) and exit (flag lettered B) with the cones at least 2.0m apart.

4.5 ***At ADS-recognized events, water obstacles may not be used as part of a Training or Preliminary Division course. Obstacles with bridges may be used in Training Division, when available at the athlete's option.***

973.5 Markers

- 5.1 Each obstacle is defined by a pair of markers: a red marker on the right hand side and a white marker on the left hand side as Athletes approach the obstacle. They are placed not more than 15 cm outside the elements which form the single and multiple obstacles.
- 5.2 The whole turnout must pass between these markers. Failure is considered as Disobedience. (See [Art. CD-975.7.3](#) and [Art. CD-960.6](#)).
- 5.3 Decorations and obstructions must be placed on the course before the official course walk. No penalty is incurred if they are touched, displaced or knocked over.
- 5.4 All obstacles in the course must be numbered in the sequence in which they are to be driven. The number of each obstacle must be indicated on a board placed at the entrance to each single and Multiple Obstacle.
- 5.5 Each distinct section of a closed Multiple Obstacle (Ls, Us and Boxes) must be clearly marked in different colors (see Annexes). The whole turnout must pass between these markers in the correct alphabetical order.

- 5.6 The red and white markers and the numbered and lettered boards may be combined, so that the numbers and letters appear on the same posts as the red and white markers, or they may be on separate boards or discs. If possible the numbers of the obstacles should be placed so that Athletes can see them as they leave the previous obstacle.

973.6 Plan of the Course

- 6.1 At least two hours before the start of the Competition for each class in the Event, a plan of the course, with the dotted line how the length was measured, signed off by the Course Designer and the President of the Ground Jury must be given to the Athletes and be posted in the Collecting Ring showing the length, speed in meters per minute and the Time Allowed for that class. Should the timing be adjusted by the Ground Jury, this will be announced by the Commentator.
- 6.2 At ADS-recognized events, a plan for the Cones need not be supplied to each Competitor provided one is posted on the Official Notice Board once the Course is approved by the President of the Jury and prior to the course being open for inspection.**

973.7 Inspection of the Course

- 7.1 The course must be open for inspection at least one hour and forty-five minutes before the start of the competition. A 15-minute window must be observed between the end of the inspection and the first start. Only Chefs d'Equipe (when applicable), Athletes and one accompanying person per Athlete at a time are allowed to inspect the course on foot and they must be correctly and smartly dressed. Athletes and their accompanying person, and Chefs d'Equipe, are not permitted to use measuring wheels when inspecting the course. At an Event, a warning will be issued for the first offence and a Warning Card from the President of Jury for subsequent offences.

At ADS-recognized events, Athletes with limited mobility due to physical disabilities will be permitted to drive themselves through the Cones course at a walking pace in golf carts or similar vehicles. All grooms are allowed to inspect the course.

At ADS-recognized events all grooms are allowed to inspect the course.

- 7.2 Only the Course Designer and his staff may alter or work on any part of the course. If any Athlete, or any person associated with him alters the course in any way, the Athlete will be disqualified.

Article 974 Cones Competition Summary

974.1 Single Obstacles and Open Multiple obstacles

DIVISION CLASS		SPEED (M/MIN)*	CONES WIDTH (CM) *	SERPENTINE	ZIGZAG	WAVE	DISTANCE BETWEEN OBSTACLES
HORSE	Four-in-hand	240	185**	10-12	11-13	10-12	15
	Pair	250	170**	6-8	10-12	8-10	12
	Single		160**				
	Para-Driving	230					
PONY	Four-in-hand	240	160**	8-10	9-11	8-10	12
	Pair	250	160** (Children 20 cm clearance)	6-8			
	Single	260					
	Children	220					
	Para-Driving	230					
VSE	Pair or Multiple	*		9	9	8-10	12
	Single			6	8		9

*** At ADS-recognized events, see [Art. CD-973.1.7](#) for obstacle clearances and [Art. CD-975.9.4](#) for speeds.**

**** In ADS-recognized Cones competitions, for divisions other than Hybrid and Advanced the minimum clearance for obstacle cone pairs is based on each competitor's vehicle track width. Alternately, the Organizer may choose to use Standardized Cones settings, or a modified combination thereof, for any or all classes, as illustrated in the table in [Art. CD-973.1.9](#), provided competitors are advised in advance of the event in the ADS Omnibus. The width of closed multiples should be greater than minimum.**

- 1.1 Measurements for Closed Multiple obstacles, see Annexes.
- 1.2 Cones with reduced width: The width of up to five single obstacles may be reduced by 5 cm for Pairs and Four-in-Hand classes, and up to 10 single obstacles may be reduced by 5cm for Single classes. Such obstacles will be marked differently (color of the cones).
- 1.3 Alternative options: A maximum of two (2) single obstacles may offer an alternative single option (see [FEI Annex 5](#)).
- 1.4 In exceptional circumstances and in the interests of safety, the Ground Jury in consultation with the Course Designer and the Technical Delegate, may reduce the speed.
- 1.5 Drive-offs and Winning-Round: the obstacle width may be reduced up to 10 cm at the discretion of the Ground Jury in conjunction with the Course Designer and the Technical Delegate.

Article 975 Judging Cones Competition

975.1 Starting the Competition

- 1.1 The Technical Delegate will report to the President of the Ground Jury as soon as the course is ready. The President of the Ground Jury will then authorize the start of the competition.
- 1.2 After the bell has rung, the Athlete has 45 seconds to cross the start line.

975.2 Penalties

- 2.1 If Athletes have entered the Arena but fail to start by passing through the start line within 45 seconds of the starting signal the timing will start.
- 2.2 If an Athlete fails to enter the Arena when the Course is ready, the President of Jury will ring the bell to signify the Start for that Athlete. If the Athlete has not entered the arena within 45 seconds of the first bell, the bell will be rung again and that Athlete is then Eliminated.
- 2.3 Athletes starting and passing through an obstacle before the starting signal will be penalized 10 penalty points and must restart.
- 2.4 The start and finish lines are neutralized for passing through from the moment the Athlete has passed through the start line until he has passed through the last obstacle.
- 2.5 Knocking down one or both balls of a single obstacle and knocking down a ball or an element of a Multiple Obstacle incurs three (3) penalties in each case.
- 2.6 Knocking down a ball or balls on either A or B on a Water or Bridge Obstacle will incur three (3) penalties for each pair of cones.
- 2.7 Grooms must be seated in their proper places between the start and finish lines. For penalties, see [Art. CD-981](#).

In ADS-recognized competitions, grooms may sit or stand. Grooms are not allowed to change position between the start and finish. Grooms sliding, lifting or moving the vehicle in any way will incur immediate elimination.

- 2.8 After the last obstacle the Athlete must pass through the finish line with the red flag on the right and the white flag on the left.
- 2.9 An Athlete may pass between the elements of an open multiple obstacle while driving between obstacles without incurring a penalty. If, in this case, a part of the obstacle is knocked down see [Art. CD-981](#).
- 2.10 Carriage overturning is elimination.

975.3 Error of Course

- 3.1 An Athlete is considered to have passed through a gate in an Obstacle when the whole turnout has passed between the Markers.

- 3.2 If an Athlete attempts to pass through an obstacle in the wrong sequence or direction, then the President of Jury must wait until the whole turnout has passed completely through the wrong obstacle before ringing the bell. The Athlete is then Eliminated.
- 3.3 If an Athlete knocks down or dislodges any part of an obstacle which has already been driven, he will incur three (3) penalties.
- 3.4 If any part of an obstacle in advance of the one being driven, is dislodged or knocked down, the President of the Ground Jury will ring the bell and stop the clock for the obstacle to be re-built. The Athlete will incur three (3) penalties and 10 seconds will be added to his time. The bell will be rung to indicate to the Athlete that the course is ready and the clock will re-start when the Athlete reaches the next Obstacle on course to continue his round.
- 3.5 If the President of the Jury sounds the whistle/bell while the Athlete is on the course, the Athlete must halt immediately. If the Athlete does not halt, the President of Jury will blow the whistle/bell a second time. If this Athlete continues without stopping, he is eliminated. The Groom may advise the Athlete that the whistle/bell has sounded.
- 3.6 If the Jury is in doubt whether an obstacle has been properly driven, the Athlete must be allowed to finish the course. The Jury can then reach a decision.

In ADS-recognized Cones competitions, the person judging Cones shall perform the duties in 3.2 through 3.6 above.

975.4 Obstacle Rebuild

- 4.1 If the Athlete knocks down any part of an Obstacle in the process of disobedience or refusal, the bell will be rung and clock stopped for the obstacle to be rebuilt, and ten seconds will be added to the Athlete's time along with any penalties for Disobedience (but not for the elements knocked down at the time of Disobedience).
- 4.2 When the obstacle is rebuilt the bell is rung again and the Athlete must then retake the complete obstacle and continue his round. The clock will restart when the Athlete reaches the re-built obstacle. Penalty for starting before the bell is Elimination.
- 4.3 If an Athlete knocks down any part of a Multiple Obstacle in advance of the element he is driving, or if he breaks out of the Multiple Obstacle and knocks down an element, then the bell will be rung, the clock stopped while the obstacle is rebuilt and 10 seconds added to the total time taken. He will be penalized for Disobedience but not for the elements knocked down at the time of the Disobedience.

975.5 Broken Harness

If at any time after he has started, an Athlete has a disconnected pole, shaft, rein, trace, pole strap or chains, or should a horse have a leg over the pole, trace, shaft or leader bars the President of the Jury must ring the bell and stop the clock. The Athlete must put a Groom(s) down to correct the problem and will be penalized for a Groom dismounting. After the situation has been corrected and the Groom has remounted the President of the Jury will ring the bell and restart the clock.

975.6 Athletes and Grooms Dismounting

- 6.1 Each time an Athlete dismounts he will incur 20 penalties.
- 6.2 Athletes will incur penalties each time one or both Grooms dismount: five (5) penalties on the first occasion, 10 penalties on the second occasion. On the third occasion the Athlete is Eliminated.
- 6.3 The Grooms must be on the carriage when going through each Obstacle. For a Groom(s) dismounting to assist through an obstacle by leading the horse by the bridle ends of the reins while the horse is still attached to the carriage see penalties for leading and dismounting in [Art. CD-981](#). The Groom(s) must be on the carriage before the next Obstacle.

975.7 Disobedience

- 7.1 It is considered to be a Disobedience when:
 - a. The Athlete attempts to pass through an obstacle and his Horse shies away from the obstacle at the last moment without hitting any part of the obstacle.

- b. The Horses run away, or, in the opinion of the President of the Jury, the Athlete has lost effective control.
 - c. The whole turnout comes to a complete halt with or without stepping back anywhere on the course, in front of or in an obstacle, or a Multiple obstacle, with or without knocking down any element.
 - d. Not passing through an obstacle with the whole turnout, running out of a Multiple, circling within a Multiple or reining back by the Athlete between start and finish line.
- 7.2 A Disobedience will incur five (5) penalties for the first, 10 penalties for the second and elimination for the third instance. Penalties for Disobedience are cumulative wherever they may occur on the course.
- 7.3 If there is Disobedience in a single obstacle, i.e. the whole turnout does not pass through the markers, the Athlete has to retake the obstacle. The bell will only be rung if part of the obstacle is knocked down (See [Art. CD-975.4](#)).
- 7.4 If there is a Disobedience in a Multiple obstacle without knocking down any element the Athlete must continue his drive and is penalized for disobedience (see above).
- 7.5 In the case when a Disobedience is connected with knocking down an element (for example, a run-out at C and dislodging the ball) the Judge rings the bell, the course is interrupted, the time is stopped and the obstacle rebuilt. The President of the Ground Jury rings the bell again, the Athlete has to restart at the letter A of the Multiple obstacle and the time starts when the Horse's nose passes gate A. For the re-building, 10 seconds are added once.
- 7.6 If an Athlete has a Disobedience at any obstacle and knocks down any part of that obstacle he will only incur penalties for the Disobedience and 10 seconds will be added for the rebuilding.

975.8 Resistance

A Horse is considered to offer resistance if, at any time and for whatever reason it refuses to go forward (with or without moving back), turns around, rears. This will be penalized the same as Disobedience (see [Art. CD-975.7](#)).

975.9 Timing

- 9.1 Each Athlete will be timed by stopwatch or by an electronic timing device, from the moment the nose of the leading horse crosses the Start Line until the nose of the leading Horse crosses the Finish Line, but penalties are incurred until the whole turnout has passed the finish line.

At ADS-recognized events without electronic scoring, penalties for exceeding the time allowed may be calculated at 0.5 penalties per commenced second.

- 9.2 Electronic timing must be used at Championships and CAIOs. Whenever possible a digital display unit should be visible for the Athletes.
- 9.3 Times must be recorded to hundredths of a second.
- 9.4 The Time Limit is twice the Time Allowed. Exceeding the Time Limit will incur elimination. The Time Allowed is calculated using the following speeds in metres per minute (except for [Art. CD-978](#) and for Children and for Para-Driving):

CLASS	SINGLE	PAIR	FOUR-IN-HAND
HORSES	250	250	240
PONIES	260	250	240

Speeds at ADS-recognized events:

DIVISION		SINGLE, PAIR	TANDEM, UNICORN, FOUR-IN-HAND
Training	VSE	160 mpm	150 mpm
	Horse/Pony	180 mpm	170 mpm

Preliminary	VSE	180 mpm	170 mpm
	Horse/Pony	200 mpm	190 mpm
Intermediate	VSE	190 mpm	180 mpm
	Horse/Pony	220 mpm	210 mpm

ADVANCED	SINGLE	PAIR	TANDEM	UNICORN, FOUR-IN-HAND
Horse	250 mpm	250 mpm	240 mpm	240 mpm
Pony	260 mpm	250 mpm	240 mpm	240 mpm
VSE	200 mpm	200 mpm	190 mpm	190 mpm

- 9.6 The Penalty for exceeding the time allowed: any time over the time allowed in hundredths of a second, multiplied by 0.5. Penalties will be calculated to two decimal places.

975.10 Incorrect pace

At ADS-recognized events, Training Division Competitors may not canter in Cones Competition. Should one or more horses break into a canter, the Competitor will incur one penalty for each five seconds.

Article 976 Fault Competition

976.1 Definition:

The Fault Competition is a Competition run with penalties and a time allowed.

976.2 Classification:

According to penalties and time. If allowed in the Schedule, there may be a Drive-Off in case of equality of penalties for the first place.

Article 977 Drive-Off

977.1 Definition

A Drive-Off can only be organized in a Fault Competition, solely to define the classification of Cones Competition.

977.2 Classification

- 2.1 In the event of equality of penalties for first place, a Drive-off as time Competition may take place according to the provisions of the Schedule, either over the same course or over a shortened course (maximum 50% shorter).
- 2.2 The width between the cones may be reduced by up to a maximum 10 cm. at the discretion of the Ground Jury in conjunction with the Technical Delegate and Course Designer.
- 2.3 If no provision is made for a Drive-off in the Schedule, the Athletes with equality of penalties for any place are placed in accordance with the time taken to complete the first round. In case of equality of penalties and time, the Athletes concerned will be given equal placing.

977.3 Multiple obstacles

Multiple obstacles are not permitted in a Drive-Off.

977.4 Starting order

The starting order for a Drive-Off will be the same as in the initial round.

Article 978 Time Competition**978.1 Definition**

In a Time Competition, all penalties (knock-downs, exceeding time, disobedience, etc.) are converted to penalty seconds.

978.2 Obstacles

The Rules concerning the number, type and dimensions of obstacles and the length of the Course must be the same as for a Fault Competition.

978.3 Speed

CLASS	SINGLE	PAIR	FOUR-IN-HAND
HORSES	250 mpm	250 mpm	240 mpm
PONIES	260 mpm	250 mpm	240 mpm

Speeds at ADS-recognized events:

DIVISION		SINGLE, PAIR	TANDEM, UNICORN, FOUR-IN-HAND
Training	VSE	160 mpm	150 mpm
	Horse/Pony	180 mpm	170 mpm
Preliminary	VSE	180 mpm	170 mpm
	Horse/Pony	200 mpm	190 mpm
Intermediate	VSE	190 mpm	180 mpm
	Horse/Pony	220 mpm	210 mpm

ADVANCED	SINGLE	PAIR	TANDEM	UNICORN, FOUR-IN-HAND
Horse	250 mpm	250 mpm	240 mpm	240 mpm
Pony	260 mpm	250 mpm	240 mpm	240 mpm
VSE	200 mpm	200 mpm	190 mpm	190 mpm

978.4 Classification

- 4.1 Classification will be decided by adding any penalty seconds to the time taken by the Athletes to complete the course.
- 4.2 In the case of equality for first place, the result may be decided either by the lowest number of penalty seconds incurred, or by a Drive-off, according to the provisions of the Schedule, either over the same course or over a shortened course.

Article 979 Competition in Two Phases**979.1 Description**

- 1.1 This Competition is comprised of two phases run without interruption, each at an identical or different speed, the Finishing Line for the First Section being the Start Line for the Second Section.
- 1.2 A Competition in Two phases, run under the following Rules, may be used in all Cones Competitions.

979.2 Competition Conditions

- 2.1 The first phase is run according to the Rules for a Fault Competition with a time allowed and the second Section is run according to the Rules for a Time Competition.
- 2.2 Penalties for both phases are listed under [Art. CD-981](#).

979.3 Obstacles

- 3.1 The first phase is a course of 14 to 16 obstacles with a maximum of two multiple obstacles. The second phase takes place over 7 to 9 obstacles (not to exceed 23 obstacles in total). Multiple obstacles may not be used in the second phase.
- 3.2 Width of obstacles: See [Art. CD-974](#).

979.4 Penalties

- 4.1 Athletes incurring penalties in the first Section are halted by ringing the bell after they have passed the last obstacle or when the time allowed of the first phase has been exceeded after crossing the finishing line of the first phase. They must stop after crossing the first finishing line once the bell is rung.
- 4.1 Athletes not penalised in the first phase and not over the time allowed continue the course which finishes after crossing the second finishing line.
- 4.3 The second phase is run as a Time Competition.

979.5 Classification

- 5.1 Athletes are placed as follows: Athletes who competed in the second phase: Total time in the second phase to include added penalties converted into seconds;
- 5.2 Followed by the Athletes who competed in the first phase only: according to penalties and time in the first phase.
- 5.3 In the event of equality for first place, a Drive-off against the clock with six obstacles of the first and/or of the second phase may be held according to the conditions of the Schedule.
- 5.4 Athletes stopped after the first phase may only be placed after Athletes who have taken part in both phases.

Article 980 Competition with a Winning Round

980.1 Description

This Competition consists of two parts with different valuations. The first part may be used for all Combined Competitions.

980.2 Competition Conditions

The first part is run according to the Rules for a Fault Competition with a Time Allowed and the second part is run according to the rules of a Time Competition.

980.3 Obstacles

- 3.1 The first part is a normal Course as laid down in the Rules.
- 3.2 The second part may be shorter but not by more than 50% shorter.
- 3.3 The Course for the second part (Winning Round) may be built at another time (or day) and another place and may be of a complete new design.
- 3.4 The Winning Round is not considered to be a Drive-Off.

980.4 Athletes

- 4.1 The number of the Athletes competing in the Winning Round is laid down in the Schedule.
- 4.2 The starting order in the Winning Round is the same as in the initial round.

980.5 Penalties

- 5.1 Option 1: The Athletes carry their penalties of the initial round as penalty seconds forward to the Winning Round.
- 5.2 Option 2: The Athletes start the Winning Round from scratch.

980.6 Classification

- 6.1 Option 1: The Athletes are placed according to their Total Time. This is the driven time plus penalty seconds for dislodgeable elements etc. and exceeding time in the Winning Round.
Actual penalties from the initial round converted into penalty seconds will be added afterwards to the result of the Winning Round and all together form the Total Time.
- 6.2 Option 2: The Athletes are placed according to their driven time plus penalty seconds for dislodgeable elements etc. and exceeding time in the Winning Round.
- 6.3 In case of a tie, equal placings are awarded.

Article 981 Summary of Penalties in Cones

Athletes are liable for the following penalties:

DESCRIPTION	REF. ART.	FAULT COMPETITION	TIME COMPETITION
Athlete or groom entering arena without securely fastened protective headgear.	928.1.6	Elimination	
Athlete entering arena without hat, gloves or apron See ADS exception.	928.1	5 penalties	5 seconds
Groom entering arena without jacket, hat or gloves	928.1.3	5 penalties	5 seconds
Driving without a whip in the competition	928.4	5 penalties	5 seconds
Dropping or putting down the whip	928.4	5 penalties	5 seconds
No breeching with a carriage with no brakes	937.1.1	Elimination	
No breeching in Singles	937.1.1 940.1.13	Elimination	
If a Groom handles the reins, brake or uses the whip before the Athlete has crossed the finish line	943.2.6	20 penalties	20 seconds
Person tied to the carriage	943.2.7	Elimination	
Illegal outside assistance	945.2	Elimination	
Failing to start within 45 seconds of bell ring	975.1.2 975.2.1	Timing starts	
Starting and passing through an obstacle before the bell is rung	975.2.3	10 penalties and restart	10 seconds and restart
Failing to pass through start or finish lines	975.2	Elimination	
For knocking down one or two balls in the same single obstacle	975.2.5	3 penalties	3 seconds
For knocking down an element of a Multiple obstacle	975.2	3 penalties	3 seconds
Grooms standing between the start and finish See ADS exception for waiving this penalty	975.2.7	5 penalties	5 seconds
For knocking down any part of an obstacle after it has already been driven	975.3.3	3 penalties	3 seconds
Carriage overturning	975.2.10	Elimination	
If any part of an obstacle in advance of the one being driven is knocked down, the bell will be rung for the obstacle to be rebuilt	975.3.4	3 penalties and add 10 seconds	3 seconds and add 10 seconds
Taking an obstacle out of sequence	975.3.2	Elimination	
Failure to halt after the bell is rung a second time	975.3.5	Elimination	
For causing an obstacle, or part of a multiple to be rebuilt	975.4.1	3 penalties and add 10 seconds	3 seconds and add 10 seconds
Starting before the bell after an obstacle is rebuilt	975.4.2	Elimination	
Athlete dismounting	975.6.1	20 penalties	20 seconds
Groom(s) dismounting: First incident Second incident Third incident	975.6.2	5 penalties 10 penalties Elimination	5 seconds 10 seconds Elimination
Groom leading a Horse through an obstacle	975.6.3	25 penalties	25 seconds
Disobedience: First incident Second incident Third incident	975.7.2	5 penalties 10 penalties Elimination	Elimination
For exceeding the Time Allowed.	975.9.6	Exceeded time multiplied by 0.5	
Exceeding the Time Limit.	975.9.4	Elimination	
Training level break of pace	975.10	1 penalty per 5 seconds	

Chapter 14 – Officials

ADS criteria for acceptance and promotion of licensed officials can be found in the Requirements for ADS-Licensed Officials (LO) section of this Rulebook. Job descriptions of various competition personnel can be found in the Non-Licensed Competition Personnel (CP) section.

GR-B. Organizers of ADS-approved events must secure the services of at least one ADS-licensed official.

Article 984 Conflict of Interest

984.1 FEI Officials may not officiate at FEI Events and also compete in FEI Events in the same classes on the same continent within the same calendar year.

984.2 No person may be an official at an event if his duties will involve a conflict of interest.

984.3 The following persons may not be members of a Ground Jury or an Appeal Committee or Officials at an Event:

- 3.1 Athletes and Owners of Horses taking part in the Event;
- 3.2 Officials, regular trainers, employers and employees of Athletes. Note: regular trainers means training a Horse/ Athlete for more than three days in the six month period before an Event, or any training during a period of three months before an Event.
- 3.3 Close relatives of Owners, Athletes, or Officials.
- 3.4 Persons having a financial or personal interest in a Horse or Athlete taking part in a Competition.

984.4 At ADS-recognized events, the Manager/Organizer of an event, members of the Manager's/Organizer's family or household, the Technical Delegate, Course Designer or a member of the Appeals Committee (if one exists) may not serve on the Ground Jury.

At ADS-recognized events, the training period above is 30 days before an event.

Article 986 Judges

At ADS-recognized events, see [Appendix CD-H. Minimum Required CD Officials for CD Competitions](#).

Article 987 Composition of the Ground Jury

987.1 Ground Jury – Minimum requirements

- 1.5 **For ADS-recognized events, the minimum number of officials depends on the event type (CDE, DT, AT), total number of competitors entered in the event and divisions offered (Training, Preliminary, Intermediate or Advanced (DT or AT) or Hybrid (CDE)). See:**

- a. **Combined Driving** – [Appendix CD-H. Minimum Required CD Officials for CD Competitions](#)
- b. **Driven Dressage only events** – [Article 525 Ground Jury](#)
- c. **Guest Judges** – See [Art. LO.3.6 on the ADS website](#) and [Appendix CD-E. Quick Reference Guide for CDEs](#)
- d. **Collectively, the Judges form the Ground Jury for the Event.**

- 1.6 **At ADS-recognized events the President and members of the Ground Jury must be chosen from:**

- a. **The roster of ADS or USDF "R" or "r" Combined Driving Judges, or**
- b. **The roster of FEI Level 1, 2, 3 or 4 Driving Judges, or**
- c. **The roster of a similar level of Combined Driving Judges from another country.**
- d. **One member and only one, (but not the President) of a three-person Jury or two members (but not the President) of a five-person Jury may be chosen from the roster of USEF Dressage judges or ADS Driven Dressage Judges. These judges may judge Competition A, but may not judge Competition C.**
- e. **Judges under paragraphs (b), (c), and (d) above must have an ADS Guest Judge's Card without a fee. Canadian officials do not require a Guest Card. See [Art. LO.3.6 on the ADS website](#).**

987.2 The Duties of the Ground Jury

- 2.1 The Duties and Responsibilities of the Ground Jury are laid down in the [FEI] General Regulations.

At ADS-recognized events, (Training, Preliminary, and Intermediate) are governed only by the American Driving Society, Inc. Rules. Variations for ADS divisions (Training, Preliminary, and Intermediate) are identified within the rules by italics type and are summarized in Appendix CD-E. Quick Reference Guide for CDEs. National events are governed by the USEF, and the ADS rules must be read in conjunction with the USEF Rules.

For ADS-recognized events, see Requirements for ADS-Licensed Officials for duties and responsibilities.

- 2.2 Each Member of the Ground Jury has the right and the duty to Eliminate or Disqualify any Horse which, in his opinion, is lame or unable to continue the Competition in accordance with [Art. CD-903](#).
- 2.3 The President of the Ground Jury is responsible for the conduct and control of the entire Event, in conjunction with the Technical Delegate.
- 2.4 The President of the Ground Jury will have overall control of the Duties and Responsibilities of the Ground Jury throughout the Event.
- 2.5 All the members of the Ground Jury will judge Driven Dressage. In principle the Ground Jury should not judge more than 45 Driven Dressage Tests in a day; however this number may be increased in exceptional circumstances, at the sole discretion of the President of the Ground Jury.

At ADS-recognized events, refer to AC2.13 on the website for time limitations. A member of the Ground Jury, the event TD, or another ADS-licensed Combined Driving Judge or TD may be assigned to judge Cones when Driven Dressage and Cones competitions are run concurrently.

- 2.6 The President of the Ground Jury is responsible for the control and publication of the results of the Competitions and of the Event.

At ADS-recognized events (more specifically, and in addition to those listed in 3.1 through 3.6 above), the period of jurisdiction of the Ground Jury extends from one hour before the start of the event until one half hour after the announcement of the final results of the competition for which the Ground Jury has been appointed. If an objection is made during the period of jurisdiction, the Ground Jury remains responsible until the objection is settled. (See [Art. 991](#).)

Article 988 Technical Delegate

For ADS-recognized events, refer to [LO.4](#) and/or [LO.6](#) (Technical Delegates), [LO.4.6](#) (Guest Cards) on the ADS website.

988.2 Selection

- 2.3 ***At ADS-recognized events, the Technical Delegate must be chosen from:***
- The roster of USEF or ADS "R" or "r" Combined Driving Technical Delegates.***
 - The roster of FEI Level 1, 2, 3 or 4 Technical Delegates.***
 - The roster of approved Combined Driving Technical Delegates of another country.***
 - Technical Delegates under paragraphs 2.3(b), and 2.3(c) above must have an ADS Guest Judge's Card without a fee. Canadian officials do not require a Guest Card. [See LO.4.6](#) on the ADS website.***
 - Large and/or three-level events are advised to seek the assistance of an "R" Technical Delegate.***

988.3 Duties and Responsibilities

- 3.2 To satisfy himself that the accommodation and catering arrangements for Horses, Athletes and Grooms, and training and exercise areas, are adequate and suitable in all respects.
- 3.3 Inspection of the Arenas and Courses to ensure that the technical facilities, requirements and organization are in accordance with the FEI Driving Rules and associated Regulations.

At ADS-recognized events, ADS rules apply.

- 3.4 To ensure that the Courses and obstacles are fair and safe and that knowledge of local conditions does not give an advantage to Athletes from the Host Nation.
- 3.5 To instruct the OC and Course Designer to make any alterations which he considers necessary.
- 3.6 To ensure that timekeepers, ground observers, obstacle Judges and scorers are correctly instructed in their duties, including the use and reading of chronometers and stopwatches.
- 3.7 To report to the President of the Ground Jury that the relevant Course is ready for the start of the Competition.
- 3.8 To continue to supervise the technical conduct of the Event, including the transfer of data to the Scorers, after the President of the Ground Jury has assumed control of the Event.

At ADS-recognized events, see LO.6.

988.4 Conflict of Interest

See FEI General Regulations Article 158 and Article 984 of these Driving Rules.

At ADS-recognized events see Appendix AC-A. Conflict of Interest.

Article 989 Course Designers

989.2 Selection

- 2.2 The Course Designer may be the same person for each Competition or there may be a different Course Designer for each Competition.
- 2.3 The name or names of the Course Designer(s) must be published in the Omnibus for the Event.
- 2.4 Only the Course Designer and his staff may alter or work on any part of the Driven Dressage Arena, the Marathon and Cones driving Courses. Any Athlete, or persons associated with an Athlete, who tamper with any part of the Arena or Courses will result in the Disqualification of that Athlete.

2.5 For ADS-recognized events the Course Designer should have competitive driving experience and work closely with the Technical Delegate and must follow all applicable rules. (See Non-Licensed Competition Personnel.)

989.3 Duties

- 3.1 The Course Designer is responsible, under the supervision of the Technical Delegate, for:
 - a. Laying out and measuring the arena for Driven Dressage.
 - b. Laying out and measuring the Course and for the construction of the obstacles in Marathon.
 - c. Designing, laying out and measuring the Cones driving Course.
- 3.2 The President of the Ground Jury may only order the Competition to start when the Technical Delegate has reported that the relevant Course is ready.

989.4 Conflict of Interest

See FEI General Regulations Article 158 and [Art. CD-984](#) of these Driving Rules.

At ADS-recognized events see Appendix AC-A. Conflict of Interest.

Article 990

CATEGORY	CHIEF STEWARD
Championships (appointed by the FEI)	Level 3
CAIO	Level 3
CAI 3*	Level 2 or above
CAI 2*	Level 2 or above or level 1 upon agreement if the FEI
CAI 1*	Level 2 or above or level 1 upon agreement if the FEI

990.2 Duties

All Officials must report to the President of the Ground Jury as soon as possible any incident of cruelty.

990.3 Conflict of Interest

At ADS-recognized events see [Appendix AC-A. Conflict of Interest](#).

Article 991 Appeal Committee

991.1 Composition

At ADS-recognized competitions, members of an Appeal Committee must be chosen from among the roster of ADS driving officials who are not officiating or competing at the event, or other knowledgeable, technically qualified horsemen at the discretion of the Organizing Committee.

991.3 Qualifications

At ADS-recognized competitions, members of an Appeal Committee must be chosen from among the roster of ADS driving officials who are not officiating or competing at the event, or other knowledgeable, technically qualified horsemen at the discretion of the Organizing Committee.

991.4 Meetings

- 4.1 Appeals must be heard by all the members sitting together. The President will decide the time and place of the meeting.
- 4.2 The Appeal Committee must hear both sides of the case in appeals against decisions by individual Judges and Officials.

At ADS-recognized events see [Art. CD-991.1](#).

991.5 Decisions

- 5.1 The decisions of the Appeal Committee are final, except in cases where monetary penalties have been awarded.
- 5.2 ***At ADS-recognized competitions there is no appeal against technical decisions under these Rules or for Driven Dressage test marks given by the Ground Jury during a competition.***

991.6 Conflict of Interest

At ADS-recognized events see [Appendix AC-A. \(Conflict of Interest\) on the ADS website](#).

991.7 Procedures for Objections and Appeals at ADS-recognized events.

The following procedures are applicable when an Appeal Committee is appointed at ADS-recognized events.

- 7.1 ***The owner, his agent authorized in writing, or the driver of a horse taking part in the Competition, is entitled to lodge an objection. The objection must be received within the appropriate time limit of the alleged violation.***
- 7.2 ***Objections which need to be raised during the course of the Competition or at any time when the Ground Jury is responsible for the Competition must be submitted in the first place to the President of the Ground Jury. All the judges are therefore obliged to remain on the grounds or to be easily available until the time allowed for objections has expired. During the Event, all officials must be able to locate the President of the Ground Jury.***
- 7.3 ***The President of the Ground Jury must defer to the President of the Appeal Committee any objections which he feels are beyond his discretion or responsibility and which should be handled as an official protest.***
- 7.4 ***It is the responsibility of all bodies called upon to give decisions on objections and appeals, to make proper inquiries and to hear all sides of the case.***
- 7.5 ***Time limits for objections and appeals during an event.***

Objections submitted to the Ground Jury may be made verbally within the time limits outlined below. All appeals shall be in writing.

Objections against the eligibility of a Competitor or horse: not later than one hour before the start of the Competition.

- a. **Objections to a Marathon obstacle or to the course, the length or plan of the course: as soon after the inspection as possible but not later than 1800 on the day before Competition B.**
- b. **Objections concerning irregularities or incidents during the competition: not later than half an hour after the announcement of the official results.**
- c. **Objections concerning classification: as soon as possible after the competition and not later than half an hour after the announcement of the official results.**
- d. **Objections concerning scoring may be raised up to one half hour after the official scores are posted for each Competition.**

Exception: mathematical or transcription errors may be corrected up to one hour after the final classification for the event.

- 7.6 **The Secretary of the Organizing Committee is responsible for recording the objections and subsequent decision of the Ground Jury and for delivering any appeal to the Appeal Committee.**
- 7.7 **The decision of the Technical Delegate with respect to objections arising prior to the commencement of the event, and the decision of the Ground Jury or the Appeal Committee with respect to the objections arising after the commencement of the event are final except where monetary penalties are awarded.**
- 7.8 **Deposits: A deposit of \$50 must accompany an appeal before it can be dealt with by the Appeal Committee. The deposit is refunded if the appeal is upheld. If the Appeal is not upheld, the deposit is forfeited to the Organizing Committee.**

Article 992 Veterinary Delegate and Veterinary Commission

During ADS-recognized competitions (non-FEI), if any conflict arises between FEI and USEF Veterinary Regulations, the Veterinary Regulations and procedures of USEF shall prevail.

992.3 At ADS-recognized events:

- 3.1 **The Organizing Committee shall appoint at least one Veterinarian as the Veterinary Official responsible for carrying out these Rules. He is the Official Advisor on all veterinary matters to the Organizing Committee and to the Appeal Committee and during the Competition to the Ground Jury.**
- 3.2 **The veterinary supervision of events is the responsibility of the Veterinary Official and his assistants, forming a Veterinary Commission. The Veterinary Commission shall arrange for or assist in the treatment of horses entered in the event, and answer any questions and settle any problems concerning the health, hygiene, food, drug and veterinary control measures.**
- 3.3 **The Organizing Committee is responsible for providing the necessary facilities and the Veterinary Commission is responsible for the organization of the Veterinary Examinations and Inspections.**
- 3.4 **It is vitally important to ensure that an adequate veterinary first aid service is within quick and easy reach of all areas of the competition venue, including all parts of the course of the Marathon, and transportation facilities for severely injured or dead horses must be within easy reach of all obstacles and the veterinary first aid stations.**
- 3.5 **The Veterinary Commission may bring to the attention of the Technical Delegate any features of the event or venue which are considered to be dangerous and might cause injury to the horses, particularly the Marathon courses. Special attention should be paid to soft, slippery or rough surfaces, to the construction of obstacles and to any projecting nails, spikes, sharp corners, dangerous roots or branches.**
- 3.6 **Veterinary services must be available at the compulsory rest halt before Section B, and a veterinary first aid station must be established at the finish of the Marathon course, properly equipped to deal with injuries and exhaustion. All horses completing the course should be checked immediately after finishing for injuries, their physical state assessed, including respiration, pulse and temperature as deemed advisable, and again thirty minutes later if considered necessary.**

FEI Annex 1. Diagram of the Driven Dressage Arena

100m x 40m




Diagram of the Small Driven Dressage Arena

80m x 40m

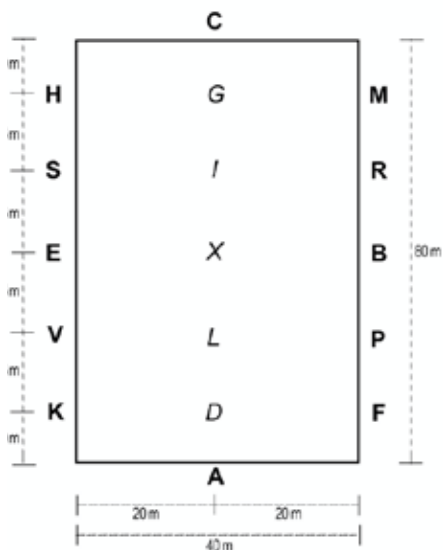
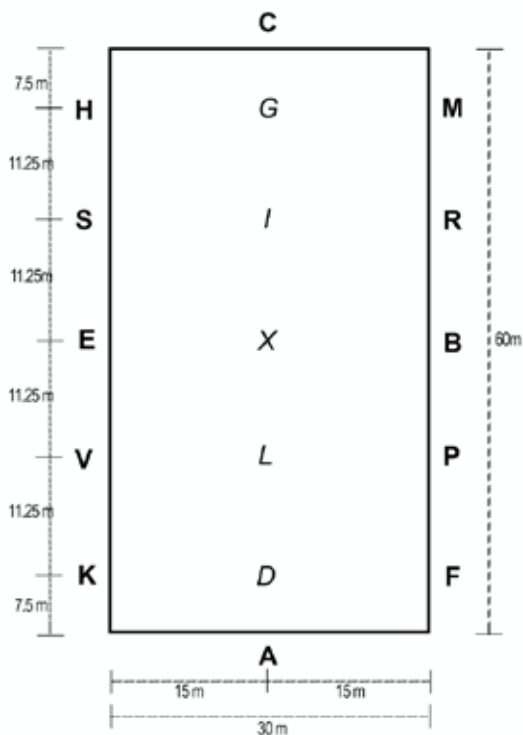


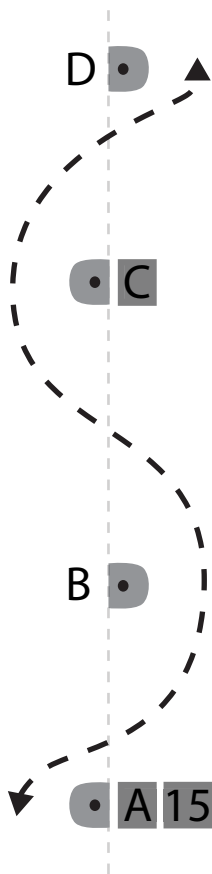
Diagram of the Driven Dressage Arena for Test 3*C H4

(Test 3*A/B HP4: see Article 953.1)



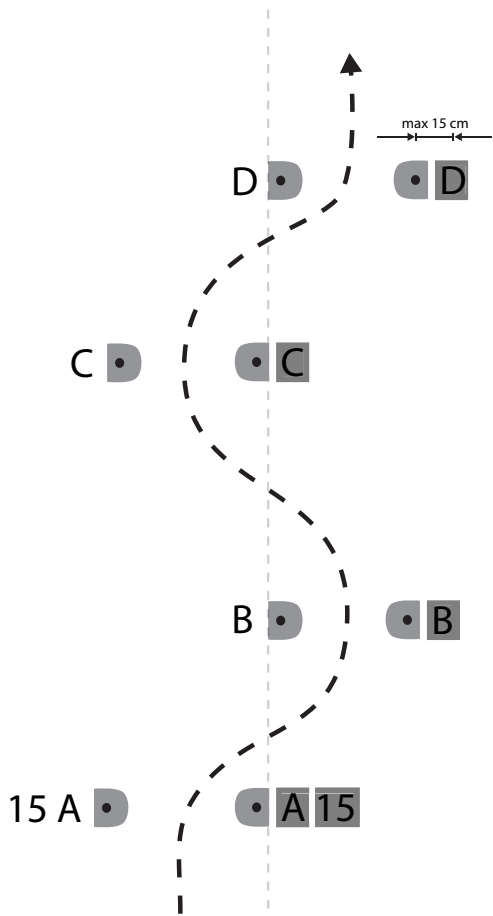
FEI Annex 3. Cones: Open Multiple Obstacles

1. Serpentine



MINIMUM DISTANCE BETWEEN PAIR OF CONES - CENTER TO CENTER		
CLASS	HORSES	PONIES
Four-in-hand	11-13 m	9-11 m
Pair	10-12 m	9-11 m
Single	10-12 m	9-11 m

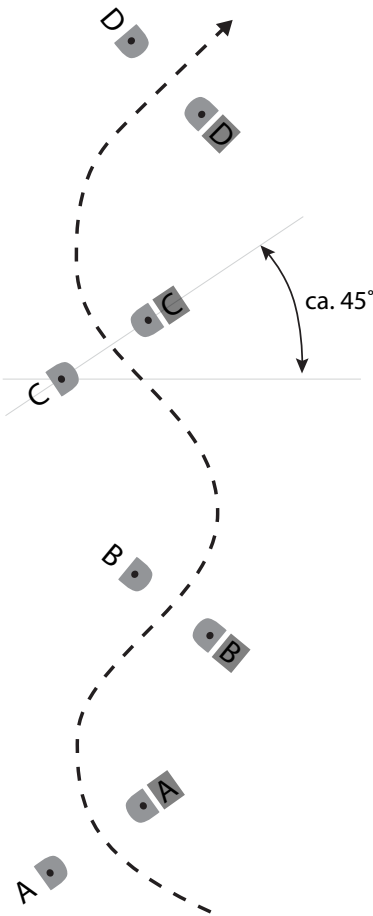
2. Zig Zag



Centerline cones to be set in a straight line, either in front, at the middle or at the rear of the cone (as shown above) with markers placed within 15cm. The centerline cone shall not be adjusted; the outside cone shall be set to the required track width.

MINIMUM DISTANCE BETWEEN PAIR OF CONES — CENTRE TO CENTRE		
	HORSES	PONIES
Four-in-hand	11-13 m	9-11 m
Pair	10-12 m	9-11 m
Single	10-12 m	9-11 m

3. The Wave

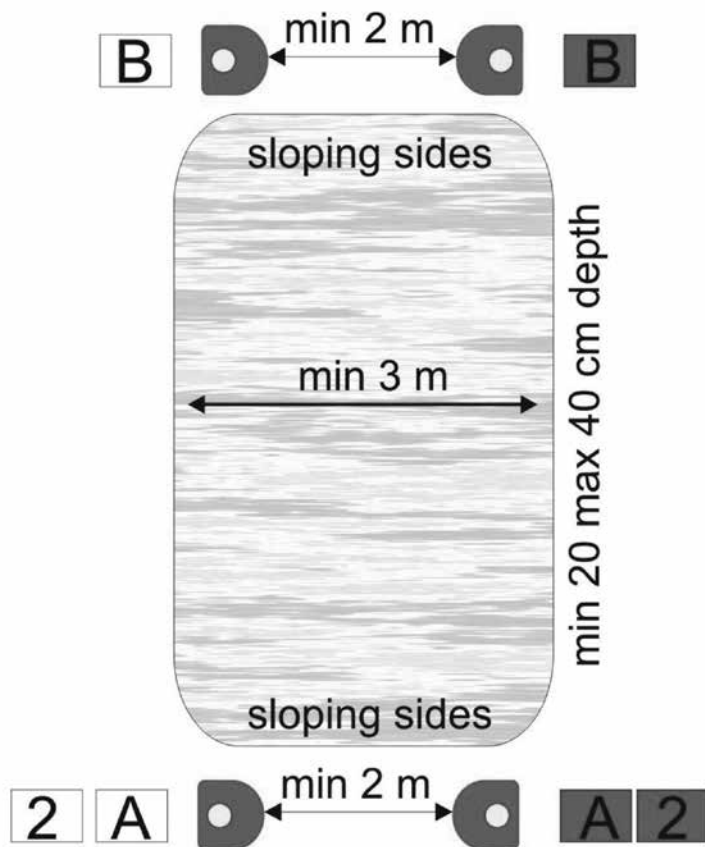


	Four-In-Hand	Pairs	Singles
Minimum distance between cones	Min 10 max 12 m	Min 8 max 10 m	Min 8 max 10 m
Angle of pair of cones to the middle wave line	ca. 45°	ca. 45°	ca. 45°

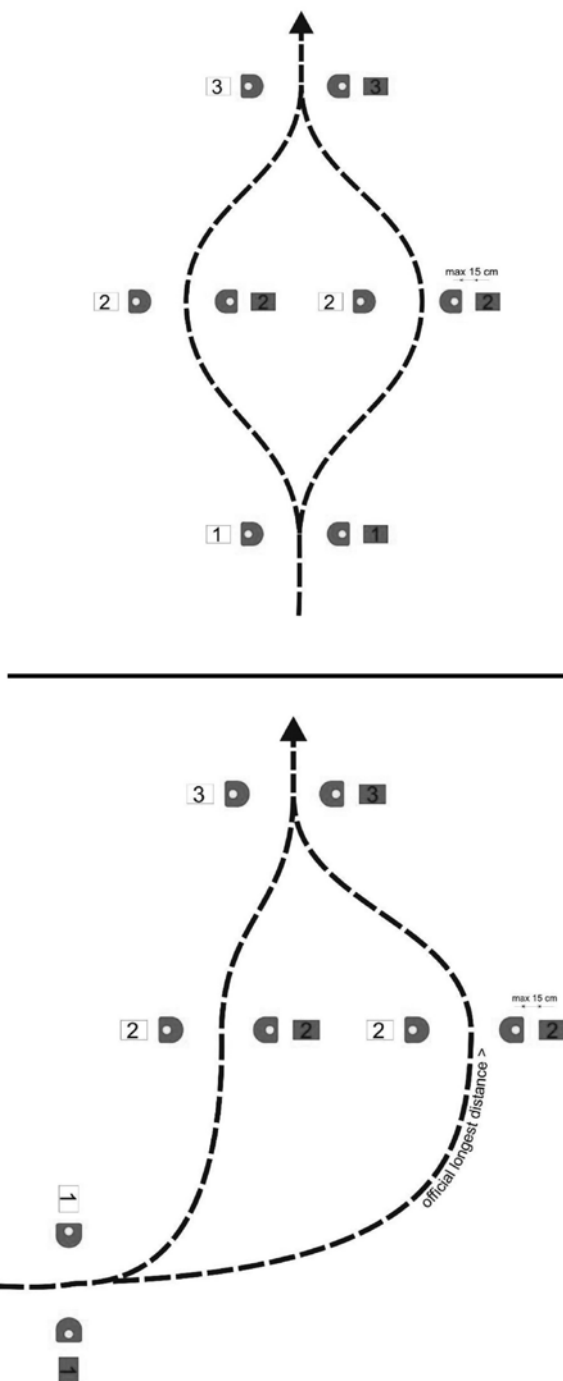
FEI Annex 4. Cones: The Bridge and the water obstacle

Dimensions:

10m x 3m; maximum 35 cm high with fan shaped wings; Cones required at both ends adjacent to bridge, with red and white letters A at entrance and letters B at exit, set at a constant clearance of 2.0 metres for all classes.

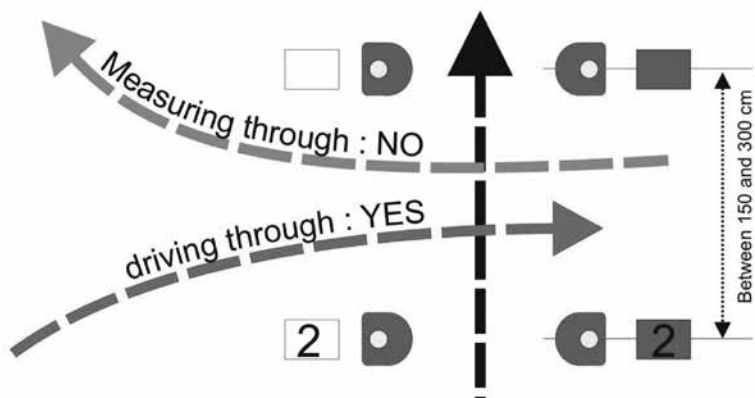


FEI Annex 5. Cones: Alternative/Option Cones



FEI Annex 6. Cones: Oxo

8.1 An oxer will be composed of 2 pairs of cones in a straight line. The distance between the first set of cones and the second set will be between 1.5 and 3 metres, at the option of the Course Designer. The oxer counts as a single obstacle and the maximum penalty points for knocking down up to 4 balls is 3 penalty points in total. The first set of cones will have the number of the obstacle and be marked with red and white flags and the second set of cones will be marked with red and white flags. This obstacle will be judged as a single obstacle. The oxer may be crossed. A maximum of five oxers are allowed in a Cones course. The distance between the two pairs of cones has to be measured from the balls.



Distance between the two pair of cones: minimum 1.5, maximum 3 metres.

FEI Annex 7. Cone Specifications

FEI approved Driving cones Indoor and Outdoor

Cones

- Material: Plastic, stable enough for use and indestructible
- Height: 30-50 cm
- The platform: ca 400 x 425 mm
- Angle: 60°
- Ball hollow on the top of the cone: 40 mm diameter
- Color: no restriction. Reduced Cones ref. Art. 974.1.2
- ¹Weight of the cones: min. 2.5 kg


Ball

- Size: 72 mm diameter
- ¹Weight: 200 gr

Red and white markers

- Outdoor: strongly recommended: stable enough for use
- Markers: dimension: 330 x 330 mm
- Indoor: Sleeves

¹Weights: a tolerance of +/- 5% is acceptable



Appendix CD-A. Driving Trials (DT)

General Conditions

Definition

A Driving Trial consists of Driven Dressage, Cones and a Section B Marathon only. Rules for Driving Trials will be based on ADS rules for Combined Driving Events with the following modifications.

Divisions

Driving Trial Divisions may include Training, Preliminary, Intermediate, Advanced, or Hybrid divisions, or CAC classes consisting of combinations thereof. Organizers should limit the number of divisions based on ability of the Organizing Committee and Course Designer.

Medical Personnel

A Veterinarian and qualified, licensed EMT or paramedic must be on the grounds during the Marathon.

Horse Inspections

There is no Horse Inspection before competition. Only the “In-Harness Examination” described in [Art. CD-935.4](#) is applicable to the time schedule of a Driving Trial.

Officials

The Ground Jury may consist of only a President. A technically qualified horseman may judge Cones except for Advanced classes. The TD may have no additional duties during the Marathon. Additional qualified jury members may be required depending on number of entries and/or divisions offered. See [Appendix CD-H](#).

Dressage

There will be a safety check before the Marathon. Competitors must complete the Pre-Competition Checklist. If the Dressage arena is less than 40m x 80m, “Arena Dressage Tests” may be used.

Marathon

- 7.1 A capable Navigator/Groom must be age 12 or over for Training and Preliminary Divisions, and age 14 or over for Intermediate and Advanced Divisions.
- 7.2 Section B may be up to 10 km long as per [Art. CD-960.2.7](#).
- 7.3 Distance between obstacles must not be less than 250 m for Training and Preliminary divisions, and not less than 500 m for Intermediate and Advanced divisions. Distance between VSE-only obstacles may not be less than 250 m for all divisions. The TD may grant an exception.
- 7.4 Advanced classes may have up to six obstacle gates.

Appeals

There will be no Appeals Committee: the Ground Jury decisions will be final.

Competition

- 9.1 All current specifications for divisions regarding speeds, distances and clearances are to be followed (See [Appendix CD-E](#). For VSE-Advanced division speeds and clearances in Cones, see [Appendix CD-F](#)) except as outlined in this Appendix. The marathon shall be Section B only. For all divisions, the number of obstacles may not exceed the number of kilometers. In exceptional circumstances, the TD may authorize more than one Obstacle per kilometer provided the maximum speeds are lowered and all minimum distances are followed between obstacles and between the last obstacle and the finish.
- 9.2 For Advanced division in all competitions:
 - in Marathon, up to six gates per obstacle may be used.
 - in Cones, the standard track width and weight requirements are waived. Minimum clearance for Cones setting: wheel track width plus 15 cm for VSE, 20 cm for horse/pony in single and pair, 30 cm for tandem, unicorn and four-in-hands.

Participation

Drivers and Navigators/grooms may compete more than once, scheduling permitting. Equines may compete in a second entry for Dressage and Cones only.

Course inspection

- 11.1 Marathon: At least 24 hours before the first Athlete is to start Marathon, the whole course must be available for inspection by the Athletes, except under special circumstances, with agreement of the Technical Delegate.
- 11.2 Cones: If the same space is used for more than one competition, the Official(s) will inspect the course immediately prior to the official Course Walk. The course shall be open for a reasonable time (not less than 30 minutes) to allow Athletes to make their inspection. Printed maps and diagrams are not required.

Appendix CD-B. Arena Trials (AT)

General Principles

1.1 Rules

Rules for Arena Driving will be based upon the ADS rules for Combined Driving events. Certain modifications will be required to accommodate facility dimensions. Competition rules so modified are noted.

1.2 Facilities

Size of the arena will be at the discretion of the organizers.

1.3 Veterinarian

Must be on call. No horse inspection required.

1.4 Medical facility

An EMT must be on call.

1.5 Officials

See [Appendix CD-H](#).

1.6 Pace

Cantering on courses for Preliminary, Intermediate and Advanced Divisions will be at the discretion of the organizer with the approval of the ADS official(s). Cantering is not allowed in the Obstacles for the Training Division. (See [Art. CD-964.4](#))

1.7 Safety Check

Recommended prior to first class.

1.8 Presentation

Will not be scored. In Arena Trials, there is a Turnout Score. See AT Dressage Tests.

1.9 Dress

Clean, neat marathon dress may be worn during all 3 phases of competition.

1.10 Grooms

May ride in/on the vehicle in competition. During Driven Dressage or Obstacles/Cones competitions, grooms sliding, lifting or moving the vehicle in any way will incur immediate elimination for the entry. Grooms speaking in Dressage will incur 10 penalty points. A capable Navigator/Groom must be age 12 or over for Training and Preliminary Division, and age 14 or over for Intermediate and Advanced Divisions.

1.11 Vehicles

The same vehicle may be used in all 3 competitions.

1.12 Classes

At the discretion of the organizer. May be divided by horse/pony/donkey/mule size, single/pair/multiple turnout, two-wheeled or four-wheeled vehicles, competitor experience, or by the dressage test. Classes may be split as entries warrant.

1.13 Classification

Competitors will be ranked by class in reverse order of total penalty points accumulated in all 3 competitions.

1.14 Participation

Drivers and Navigator/Grooms may compete more than once, scheduling permitting.

Driven Dressage

- 2.1 Letters A and C will be at the mid-point of the short side of the arena. Letters B and E will be at the mid-point of the long side of the arena. Letters H, M, K, and F will be measured 10 meters from the corners of the arena.
- 2.2 If the arena is of a suitable size, a regular ADS Driven Dressage Test should be used. Otherwise, the Arena Dressage Tests shall be used.
- 2.3 The Judge's scores will be recorded by the scorer at the end of each movement. Comments by the judge will be at the discretion of the organizer. The organizer must advise the competitors if comments will be limited.

- 2.4 When sufficient room is not available for warm up outside the perimeter of the arena, the Organizer may choose, with the approval of the Judge, either:
 - a. The opportunity to warm up inside the arena before the class starts, or
 - b. A warm up of approximately one minute inside the arena after the previous competitor has exited.
 - c. The competitors must be notified prior to the class.
- 2.5 Scoring will be as indicated on the dressage test and converted to penalty points.
- 2.6 Presentation is not scored. In Arena Trials, there is a Turnout Score. See AT Dressage Tests.
- 2.7 Grooms are not permitted to handle the reins, the whip or the brake, nor speak or indicate the course to the Athlete ([Art. CD-945.2](#))

Cones

3.1 The Course

- a. The dressage arena or an adjacent arena may be used. If the same space is used for multiple Competitions, the Official(s) will inspect the course immediately prior to the course walk.
- b. The number of cones used will be at the discretion of the organizer, based on a suitable course flow in the space available.
- c. One multiple obstacle may be used.
- d. The starting line may not be less than 5 meters from the first cones. The finishing line may not be less than 5 meters from the last cones.
- e. There is no set distance between cones, but the design of the course should enable drivers to maintain an even pace throughout the majority of the course.
- f. The course shall be open for inspection by the drivers and trainers at an announced time prior to the start of the competition.
- g. A course plan ([Art. CD-973.6.2](#)) is not required, providing a map with speed, distance and allowed time is posted prior to the course inspection.
- h. When cantering on course is NOT allowed (as stated in the ADS Omnibus), the penalty is 5 seconds per occurrence.

3.2 Obstacle-Cones may be set as follows:

- a. Using the following clearance for each division and reset between competitors:

DIVISION	HORSES AND PONIES	VSE
Training division	35 cm + track width *	30 cm + track width *
Preliminary division	30 cm + track width *	25 cm + track width *
Intermediate division	25 cm + track width *	20 cm + track width *
Advanced division	20 cm + track width *	15 cm + track width *
* Increase settings by 10 cm for tandems, unicorns and four-in-hands.		

- b. At the discretion of the organizer, Training division may use one setting for all competitors. The setting will be based upon the largest track width vehicle entered plus a minimum of 35 cm.

At the discretion of the organizer, Preliminary division may use one setting for all competitors. The setting will be based upon the largest track width vehicle entered plus a minimum of 30 cm.

- c. At the discretion of the organizer, Cone pairs may be numbered with red and white markers placed on the cones themselves in lieu of Markers as required under [Art. CD-973.5](#). One of the numbers should be rotated so the Competitors can see it from the previous obstacle whenever possible.
- d. When individual cone pairs are numbered as in (c) above, [Art. CD-973.5](#) will not apply. The Competitor is considered to have passed through the obstacle when any part of the carriage passes between the cones.

Scoring

[Art. CD-971](#) shall be used. Whenever “no cantering” is imposed, a penalty of five seconds shall be assessed for intentional breaks per occurrence.

Marathon Obstacles**5.1 Course**

- a. The dressage/cones arena or an adjacent arena may be used.
- b. There shall be four marathon-type obstacles. Not more than two will be constructed at one time.
- c. The course shall be open for 10 minutes for inspection by drivers and grooms before the start of the competition.
- d. One common entry/exit gate, 3 meters wide shall be placed in the center of the arena.
- e. Obstacles 1 and 2 shall be driven by the competitors in all classes, then the obstacles may be re-lettered and known as Obstacles 3 and 4, or the first course driven again.
- f. Obstacles may have any number of dislodgeable elements.
- g. Before starting each obstacle, the judge will signal with a whistle or bell. Timing will start as the nose of the horse crosses the entry gate or 60 seconds after the signal, whichever occurs first. Timing will stop when the nose of the horse crosses the exit gate.
- h. If any part of an obstacle in advance of the one being driven is dislodged or knocked down, the President of the Ground Jury will ring the bell and stop the clock for the obstacle to be rebuilt. The Competitor will incur penalties for any knocked-down elements, and 10 seconds will be added to his time. The clock will restart when the Competitor is approximately 10 m. from the rebuilt obstacle. Should this occur on the way to gate A, a total restart of the obstacle with the added penalties would be appropriate, with any dislodgeable element penalties and added 10 seconds, as the start line would be considered 10 m away.
- i. Advanced classes may have up to six obstacle gates.

5.2 Penalties

Ref. #	Description	Penalties
a.	Time in the obstacles shall be converted to penalty points at 0.25 points per commenced second	0.25 penalty
b.	Each element dislodged	5 penalties
c.	Putting down a whip in the obstacle	5 penalties
d.	Correcting a course in an obstacle	20 penalties
e.	Failing to correct a course in an obstacle	elimination
f.	Groom off the carriage (both feet) in an obstacle	10 penalties
g.	Driver off the carriage in an obstacle	30 penalties
h.	Overtaken vehicle in an obstacle (includes c, f and g above).	60 penalties
i.	Disconnecting and leading through an obstacle	elimination
j.	Exceeding the time limit in an obstacle (3 minutes)	elimination
k.	Failing to pass through entry or exit flags	elimination
l.	Intentionally cantering when not allowed	5 seconds per occurrence

Appendix CD-C. Driving Derby (DD)

Chapter 1 – General

Definition

A Driving Derby competition consists of one or more rounds over a course consisting of pairs of cones and marathon-type obstacles as described below.

Rounds

- 2.1 A round is run as a timed competition with penalties converted to seconds. Total time determines placings and the lowest time wins.
- 2.2 The times plus penalty scores for multiple rounds are added to produce final scores and placings.
- 2.3 If there is a change in the course route/design between Rounds, a minimum of a 15-minute course walk is allowed. If the change in course between rounds is only a change in track width, an additional course walk is not required.
- 2.4 Ties will be broken by the fewest penalty points, a drive-off, or may remain at management discretion.
- 2.5 An equine may compete no more than three rounds in a single day.

Starting Order

- 3.1 The starting order of the first round is determined by the Organizing Committee (OC) or by random selection.
- 3.2 If using multiple rounds, the starting order of subsequent rounds may be held in reverse order of the placings of the previous round(s). The order could also be determined by the Organizing Committee or by random selection.

Officials

One licensed CD-judge or CD-TD for up to 24 entries. Derbies over 25 entries also require a licensed CD-TD or a second CD-judge. Officials may not officiate and compete at the same event.

Eligibility

- 5.1 Competition is open to equines and Athletes in all Divisions (Training, Preliminary, Intermediate, Advanced.)
- 5.2 Classes may consist of VSE, Small Pony, Large Pony, & Horse turned out as singles, pairs, tandems, unicorns, and four-in-hands. Classes may be combined at Organizer's discretion.

Turnout

Additional restrictions or variations may be made at the discretion of the OC.

- 6.1 Carriage: Marathon-type carriage with iron or solid-rubber tires is encouraged. There are no required weights or track widths.
- 6.2 Harness: Bridle must have noseband. No type of check or auxiliary reins is allowed. Breeching is required for all single turnouts and for any vehicle without brakes.
- 6.3 Safety: All Athletes and groom(s) must wear securely fastened protective headgear which meets ASTM/SEI standards for equestrian use and Safety (Protective) vest.
- 6.4 Groom(s):
 - a. Singles, pairs and tandems: One groom required at all times except single VSE and single Small Pony.
 - b. Unicorns and four-in-hands: Two grooms at all times except VSE, which is only required one groom.

6.5 Whips:

- a. Whips must be of suitable length to reach the shoulder of the farthest horse and be carried at all times by the driver while the carriage is in motion.
- b. If the whip is dropped, the driver or groom can retrieve a spare whip or the carriage must be stopped so a groom may dismount and retrieve the whip. In the case of drivers without a groom, the whip can be restored to the driver by an outside party. The penalty is the time lost.
- c. Excessive use of the whip anywhere anytime will result in disqualification of the Athlete from the event.

Chapter 2 – The Competition

Course

7.1 The course consists of:

- a. common Start/Finish markers
- b. a minimum of two and a maximum of four marathon-type obstacles with up to five compulsory gates each
- c. 6-16 cones-type compulsory gates.

There must be a minimum of two cones-type compulsory gates between each marathon obstacle and between the start/finish gates and a marathon obstacle.

- 7.2 Each obstacle is numbered numerically, with gates in marathon obstacles noted by a letter (e.g., 3A, 3B, 3C).
- 7.3 The size of the driving arena will be determined by the OC
- 7.4 The number of dislodgeable elements on marathon-type obstacles is unlimited and at the discretion of an official.
- 7.5 The course will be open for inspection prior to competition. The exact time will be determined by the OC, but should be a minimum of 30 minutes.
- 7.6 When the course is ready, the official will signal the Athlete. Starting before the signal will result in a ten-second penalty and restart.
- 7.7 Timing will start as the nose of the horse crosses the start gate and stop when the nose crosses the finish gate.
- 7.8 Failing to pass through start or finish gates will result in elimination.
- 7.9 The start and finish lines are neutralized for passing through from the moment the Athlete has passed through the start line until he has passed through the last obstacle.

Compulsory Gates

- 8.1 Compulsory Gates are marked with red and white numbers/letters and are to be driven in the correct direction and sequence. There are no entrance or exit gates for marathon-type obstacles. In a marathon-type obstacle, each lettered gate becomes individually open once it has been driven.
- 8.2 Width of gates:
 - a. the common Start/Finish markers should be a minimum of 3 meters
 - b. the marathon-type gates should be a minimum of 3 meters
 - c. the cones-type gates can be set at either:
 - (i) 175 cm for all classes except for four-in-hands which may be set at 200 cm, or
 - (ii) Use Standardized Cones settings as per [Art. CD-973.1.8](#).
 - d. If multiple rounds decrease the widths for each round, the organizer must state width reduction of each round in the ADS Omnibus listing.

- 8.3 On numbered cones gates, the obstacle can only be driven once, in the proper direction, in numerical order, and numbered cones gates remain “live,” except for cone on either end of a bridge-type obstacle which may be driven in both directions in the proper sequence. Passing through a compulsory lettered gate in a marathon-type obstacle out of order or in the wrong direction is elimination unless corrected. In order to correct, the Athlete must drive through the compulsory lettered gate missed before continuing in the correct sequence. Corrected course incurs 20-second penalty.

Specifications

- 9.1 Dislodging an element of the course will incur penalties, even if open.
- 9.2 All balls or other dislodgeable elements which are knocked down remain on the ground until the Athlete has finished the course, unless the Official has rung the bell and the obstacle has to be rebuilt.
- 9.3 Cones-type obstacles
- Dislodging one ball of a single cones-type obstacle incurs a 5-second penalty. An additional 5-second penalty is given if the second ball is dislodged later by whatever means.
 - If any part of an obstacle in advance of the one being driven is significantly dislodged* or knocked down, the official will ring the bell and stop the clock for the obstacle to be rebuilt. The Athlete will incur a 5-second penalty for each knocked down element, and an additional 5 seconds for each will be added to the time for rebuilding. The clock will restart when the Athlete reaches the next obstacle to be driven.
- 9.4 Marathon-type obstacles
- For each knocked-down element a 5-second penalty will apply.
 - If any part of a marathon-type obstacle is significantly dislodged* while the Athlete is in the obstacle, and the Athlete cannot continue his course, the official rings the bell immediately and stops the clock. After the obstacle is rebuilt the official will ring the bell to signal the start. The Athlete must drive the obstacle starting at Gate A. The clock will start when the Athlete passes Gate A. For each knocked down element a 5-second penalty will apply, and for rebuilding, each time, an additional 5-second penalty is added.
- 9.5 *Significantly dislodging
- Means that an element of an obstacle is moved or knocked over in a way that the Athlete has no possibility to continue his course through the lettered gates, or the obligatory gate is clearly changed in position and original width. The official will ring the bell and stop the clock for the obstacle to be rebuilt. If not significantly dislodged, the official does not ring the bell and the Athlete has to continue the course.
 - Each time an element must be rebuilt, an additional 5-second penalty is added.
- 9.6 Disobedience
- It is a disobedience when an Athlete attempts to pass through an obstacle and the horse(s) shy away from the obstacle at the last minute without hitting any part of the obstacle.
- Penalties for disobediences:
 - First or second disobedience, no penalties.
 - Third disobedience is elimination.
 - If, in the opinion of the official(s) the Athlete has lost effective control of the horse(s) it is grounds for immediate elimination.
- 9.7 Dismounting
- Intentional dismounting for safety reasons must occur while the carriage is at a halt. If the carriage is not at a complete stop the penalty is 10 seconds.
 - Groom(s) or Athlete intentionally dismounting, first and second time results in lost time. Clock does not stop.
 - Groom(s) or Athlete dismounting intentionally for the third time is elimination.
 - Failure to dismount and repair broken harness will result in elimination.

- b. Unintentional dismounting is any loss of Athlete or groom from the carriage while it is in motion.
 - (i) Groom unintentional dismount: The carriage must be stopped, and the groom must remount the carriage prior to going through the next numbered gate or finish. There is no penalty except time lost. If the carriage does not stop the penalty is elimination.
 - (ii) Driver unintentional dismount: Elimination
 - c. All grooms must be on the carriage when the carriage passes the finish. Failure will result in elimination.
- 9.8 If groom(s) use the reins, whip or brake, except when vehicle is stationary, a 20-second penalty is incurred.
- 9.9 Carriage overturn. If the carriage overturns, the penalty is elimination.
- 9.10 Athletes competing in the Training division may not canter anywhere on the course. Canter for more than 3 seconds at the Training division will result in 20 penalty seconds per occurrence.

Summary of Penalties

DESCRIPTION	REF.	PENALTY
Excessive use of the whip	6.5	Disqualification
Starting before the signal	7.3	10 seconds
Failing to pass through start or finish gates	7.4	Elimination
Numbered cones obstacle driven backwards, out of order, or more than once	8.3	Elimination
Corrected course, lettered gates	8.3	20 seconds
Wrong course, not corrected	8.3	Elimination
A dislodged element is knocked down by any means	9.3 , 9.4	5 seconds
Causing an obstacle to be rebuilt (clock stops)	9.5	5 seconds
First or second disobedience	9.6	No penalties; time lost
Third disobedience	9.6	Elimination
Loss of effective control	9.6	Elimination
Groom not on carriage when passing Finish Line	9.7	Elimination
Dismounting while carriage is in motion	9.7(a)	10 seconds
Groom(s) or Athlete intentionally dismounting, first or second time	9.7	No penalties; time lost
Groom(s) or Athlete intentionally dismounting for third time	9.7	Elimination
Failure to dismount to repair broken harness	9.7	Elimination
Groom(s) or Athlete intentionally dismounting and remounting before next numbered gate or finish	9.7	No penalties; time lost
Groom(s) or Athlete intentionally dismounting and remounting after next numbered gate or finish or carriage does not halt for remount	9.7	Elimination
Driver unintentional dismount	9.7	Elimination
Groom uses the reins, whip or the brake	9.8	20 seconds
Carriage turnover	9.9	Elimination
Cantering in Training division per occurrence	9.10	20 seconds

Appendix CD-D. Safety Checklist

This Safety Checklist is available from www.americandrivingsociety.org for use at ADS-recognized events.

Safety Checklist

ADS Rulebook Appendix CD-D

Participants must complete this checklist and hand it to the Safety Inspector at the time of the in-harness Safety Inspection, at least fifteen minutes prior to the start of their drives. Failure to surrender the completed form, having unsafe harness, carriage or hitching may disqualify the entry (Article 5.2).

It is the driver's responsibility to continually evaluate the safety of his/her turnout. This self-evaluation questionnaire forms the basis of the inspection, and should be referred to periodically and whenever preparing for driving. The Safety Inspector acknowledges date and time received and may not agree with the answers contained herein.

Competitor number

INSPECTION		YES	NO	N/A
VEHICLE	Wheels – checked to be in good condition			
	Axles and 5th wheel – inspected and properly lubricated			
	King bolts and Singletree bolts – checked to be in good condition			
	Shafts / pole / singletrees – checked for soundness			
	Shaft couples / pole housings – checked to be secure			
HORSE	Has your equine received regular training in driving			
	Does your entry stand quietly until directed to move off			
	Have teeth been checked for comfortable acceptance of the bit			
	Are shoes secure and suitable for the anticipated footing conditions			
	Will your entry be content to remain at a safe distance from others			
	Is your entry controllable in traffic and around other horses			
HARNESS & BITTING	Checked for excessive wear			
	Checked for correct fit			
	Does your harness comply with Art. CD-940			
DRIVER	Size/weight of vehicle and load appropriate for conditions			
	Can you manage your turnout in the presence of unfamiliar horses			
	Have you inspected your turnout/ equipment thoroughly			
	Are you confident in your driving skills to participate in this event			
	Protective headgear – approved, properly fitted and fastened			
	Protective vest – properly fitted and fastened. Required for juniors			
	Medical armband – properly completed and displayed			
SPARES KIT Please identify items you have on board Competitors may carry whatever items they deem necessary.	Halter and lead shank for each horse			
	Spare rein and trace or rein/trace splices and leather punch			
	Hame strap (if using collars)			
	Pairs: spare Whipple tree (if used)			
	Teams: spare Lead bar or Main bar			
	Wheel wrench to fit axle nuts			
	Knife suitable to cut harness			
	Length of rawhide, string or wire or duct tape			
	Pliers – screwdrivers – small hammer			
	Hoof pick			
	First aid kit			
	Means of calling or signaling for help			
	Other:			

Responsibility accepted and completed by:

Driver: _____

Signature of Groom(s): _____

Signature of Navigator: _____

Safety Inspector Name: _____ Received: Date/time: _____

Appendix CD-E. Quick Reference Guide for CDEs

	TRAINING	PRELIMINARY		INTERMEDIATE					
EVENT									
Eligibility & Qualification Art. CD- 913.3	Driver or horse has not completed more than one CDE above Training division		Driver has completed at least two Training division CDEs or DTs		Driver has completed at least three Preliminary division CDEs				
Officials	See Appendix CD-H								
Farrier Art. 960.3.4	Marathon: either on site or on call.								
Veterinarian Art. CD- 935.3 & 935.4	Minimum one. Two areas to be covered – Compulsory Rest (end of Section A or end of Transfer) and end of Section B.								
Period of Jurisdiction Art. CD-900.3	The Period of Jurisdiction commences one hour before the first horse inspection until 30 (thirty) minutes after the publication of the final results.								
HARNESS, VEHICLE, GROOMS									
Harness Art. CD-940.5.1	Sidechecks allowed		No auxiliary reins allowed						
Vehicle Art. CD-939 & 939.2	No required weight or track width								
	Pneumatic tires allowed. Wire wheels allowed at discretion of Organizer		Pneumatic tires allowed. No wire wheels.		Pneumatic tires allowed. No wire wheels.				
	Reflectors and/or lamps not required								
Participation Art. CD-943.2.13 Junior Participation GR-2.7 & 12.2	Minimum number of grooms required at all times on showgrounds:								
	Horse or Pony (120cm and taller)		VSE or Small Pony (under 120cm)						
	Four-in-hand, Unicorn		2		Four-in-hand, Unicorn, Pair or Tandem	1			
	Pair or Tandem		1						
	Single	Groom optional except one required in Marathon		Single	Groom optional				
	No passengers during competition. Service animals allowed.								
DRESSAGE (Protective Headgear Optional)									
Driven Dressage Art. CD-952.2	ADS Tests to be driven from memory.								
Presentation Art. CD-955.3	Judged on the move during Dressage.								
CONES (Protective Headgear Required Art. CD-028.1.7)									
Cones Obstacles Art. CD-973.4.5	No water Bridge - Athlete Option		No water		Water allowed				
Cones Pace Art. CD-975.10	No cantering		Any pace		Any pace				
Cones Maximum Speeds (mpm) Art. CD-975.9.4	Horse/Pony		VSE	Horse/Pony	VSE	Horse/Pony	VSE		
	S/P	180	160	S/P	200	180	S/P	220	190
	T/4	170	150	T/4	190	170	T/4	210	180
	S/P = Single or Pair • T/4 = Tandem, Unicorn or Four-in-hand								
Cones Minimum Clearances (cm) Art. CD-973.1.7	Horse/Pony		VSE	Horse/Pony		VSE	Horse/Pony		VSE
	S/P	35	30	S/P	30	25	S/P	25	20
	T/4	45	40	T/4	40	35	T/4	35	30
	Organizer may use Standardized Cones Settings if so published in ADS Omnibus								

TRAINING				PRELIMINARY			INTERMEDIATE		
MARATHON (Protective Headgear and Back Protector Required Art. CD-928.2.2)									
Marathon Sections 960.1.3	CDE – 2 sections: A and B, 3 sections: A, Transfer, B								
	Approximately one km per obstacle required in Section B								
Marathon Terrain Art. CD-960.5.1	No compulsory Turning Flags on significant slopes. Alternate easy route to be provided.						CTFs may be on moderate slopes.		
Marathon Distance 960.1, 960.2	Total up to 12.5km			Total 8-14km			Total 10.8-15km		
	VSEs may compete on a shortened course						VSEs use full course		
Marathon Markers (CTFs and K markers) Art. CD-960.5	Diamond – white or black background			Square – green background			Circle – red background		
	VSE – Octagonal – Orange or purple background together with division Compulsory Turn Flag markers if separate course.								
Marathon Pace	Section A – any pace								
	Transfer section – any pace								
	Section B – walk or trot only, see Art. CD-960.6.2			Section B – any pace*					
	*Section B – All levels, last 300m walk or trot only								
	Obstacles – walk or trot only			Obstacles – any pace					
Maximum Speeds (kph) .9	Sect A	Trans	Sect B	Sect A	Trans	Sect B	Sect A	Trans	Sect B
Horse	14	—	13	14	—	14	15	—	14
Pony	13	—	12	13	—	13	14	—	13
Small Pony	12	—	11	12	—	12	13	—	12
VSE	9	—	9	10	—	9.5	10	—	10
Marathon Course Times (based on Time Allowed) Art. CD-963.2	Section A:			Minimum Time = Time Allowed minus 2 minutes Time Limit = Time Allowed + 20%					
	Transfer:			No Minimum Time Time Limit = Time Allowed plus 20%					
	Section B:			Minimum Time = Time allowed minus 3 minutes Time Limit = 2 x Time Allowed					
Marathon Obstacles Art. CD-960.2.7	Max obstacles: 5 Max gates each: 3 Easy routes. Dry route option for water obstacle.			Max obstacles: 6 Max gates each: 4 Easy alternative routes			Obstacles: 5-7 Max gates each: 5		
	No gates on significant slopes								
Marathon Obstacle Timing Art. CD-965.7	Obstacle times not recorded. Time taken for 5-min Time Limit only.			Obstacles timed to 2 decimal places. All obstacle times added together and multiplied by 0.25 per second to determine total time penalties in Obstacles.					

Athletes competing in Hybrid Divisions and CAC classes offering Advanced Dressage and Cones must follow all FEI requirements for Athlete and Groom participation and must follow all vehicle requirements under FEI CAI 2* rules. (See [Art. CD-937.3](#) and [Art. CD-943.2.16](#))

Appendix CD-F. Very Small Equines

VSE Reference

Driven Dressage (Art. CD-952)	Tests: Any current ADS or FEI tests	
	Test requirement	40m x 100m
	VSE size-adjusted arena	30m x 75m
	Competition arena dimensions must be published in Omnibus.	
	Driven figures shall be reduced in proportion to the size-adjusted arena.	
Marathon	Distances and Sections may be shortened for Training and Preliminary divisions. Entries in Intermediate and Advanced will use the full course.	
Cones	Size-adjusted arenas (see Art. CD-972.1.2 , Art. CD-972.1.6 and courses may be offered (see Art. CD-972.1.5).	
	Training / Preliminary / Intermediate	Hybrid Division
	Clearance: See Art. CD-973.1.6 (variable) to Art. CD-973.1.8 (standard setting)	See Art. CD-973.1.4
	Speeds: See Art. CD-975.9.4	

Appendix CD-G. Measurement of Combined Driving Ponies

See Appendix GR-B.

Appendix CD-H. Minimum Required CD Officials for CD Competitions

GR-A. Organizers of ADS-approved events must secure the services of at least one ADS-licensed official.

CDE (Combined Driving Event)

	TRAINING	PRELIMINARY	INTERMEDIATE	HYBRID
Fewer than 25 total entries in event at all divisions				
Dressage	1 judge	1 judge	2 judges per ring	2 judges per ring, 1 must be "R" or "S"***
Marathon	1 judge + 1 TD	1 judge + 1 TD	1 judge + 1 TD	1 judge + 1 TD, 1 official must be "R" or "S"
Cones	1 judge or TD (can be event TD)	1 judge or TD (can be event TD)	1 judge or TD (can be event TD)	1 judge or TD (cannot be event TD)
25-45 total entries in event at all divisions				
Dressage	1 judge	2 judges (can be 1 per ring)	2 judges per ring	2 judges per ring, 1 must be "R" or "S"***
Marathon	1 judge + 1 TD	1 judge + 1 TD	1 judge + 1 TD + 1 additional ADS/USEF / FEI licensed driving official	1 judge + 1 TD + 1 additional ADS/ USEF/FEI licensed driving official, 1 official must be "R" or "S"
Cones	1 judge or TD (can be event TD)	1 judge or TD (can be event TD)	1 judge or TD (cannot be event TD)	1 judge or TD (cannot be event TD)
46-64 total entries in event at all divisions				
Dressage	2 judges (can be 1 per ring)	2 judges (can be 1 per ring)	2 judges per ring	2 judges per ring, 1 official must be "R" or "S"***
Marathon	1 judge + 1 TD + 1 additional ADS/USEF/ FEI licensed driving official	1 judge + 1 TD + 1 additional ADS/USEF/ FEI licensed driving official	1 judge + 1 TD + 2 additional ADS/USEF/ FEI licensed driving officials	1 judge + 1 TD + 2 additional ADS/ USEF/FEI licensed driving officials, 1 official must be "R" or "S"
Cones	1 judge or TD (cannot be event TD)	1 judge or TD (cannot be event TD)	1 judge or TD (cannot be event TD)	1 judge or TD (cannot be event TD)
65 or more total entries in event at all divisions				
Dressage	2 judges (can be 1 per ring)	2 judges (can be 1 per ring)	2 judges per ring	2 judges per ring, 1 official must be "R" or "S"***
Marathon	1 judge + 1 TD + 1 additional licensed (ADS, USEF, FEI) official	1 judge + 1 TD + 2 additional ADS/USEF/ FEI licensed driving officials	1 judge + 1 TD + 2 additional ADS/USEF/ FEI licensed driving officials	1 judge + 1 TD + 2 additional licensed (ADS, USE, FEI driving) officials, 1 must be "R" or "S"
Cones	1 judge or TD (cannot be event TD)	1 judge or TD (cannot be event TD)	1 judge or TD (cannot be event TD)	1 judge or TD (cannot be event TD)
* Fewer than 6 entries in the highest division offered by the event allows required officials at the next lower division. For example, an event offering Training, Preliminary and Intermediate has Intermediate with 5 entries, can run the event with the officials required for the Preliminary division.				
** 1 official must be "R" or "S" or have previous judging experience in the tests to be offered.				

DT (Driving Trial)

	TRAINING	PRELIMINARY	INTERMEDIATE	ADVANCED
Fewer than 25 total entries in event at all divisions*				
Dressage	1 judge	1 judge	1 judge	1 judge, must be "R" or "S"
Marathon	1 judge + 1 TD	1 judge + 1 TD	1 judge + 1 TD	1 judge + 1 TD, 1 official must be "R" or "S"
Cones	1 judge (can be event TD or other competition knowledgeable person)	1 judge (can be event TD or other competition knowledgeable person)	1 judge (can be event TD or other competition knowledgeable person)	1 judge (cannot be event TD, must be ADS/USEF/FEI licensed driving official)
25-45 total entries in event at all divisions*				
Dressage	1 judge	1 judge	2 judges per ring	2 judges per ring, 1 must be "R" or "S"
Marathon	1 judge + 1 TD	1 judge + 1 TD	1 judge + 1 TD + 1 additional ADS/USEF /FEI licensed driving official	1 judge + 1 TD + 1 additional ADS/USEF/FEI licensed driving official, 1 official must be "R" or "S"
Cones	1 judge (can be event TD if not running simultaneously with dressage; or can be a competition knowledgeable person)	1 judge (can be event TD if not running simultaneously with dressage; or can be a competition knowledgeable person)	1 judge (cannot be event TD or competition knowledgeable person)	1 judge or TD (cannot be event TD, must be ADS/USEF/FEI licensed driving official)
46-64 total entries in event at all divisions*				
Dressage	2 judges (can be 1 per ring)	2 judges (can be 1 per ring)	2 judges per ring	2 judges per ring, 1 must be "R" or "S"***
Marathon	1 judge + 1 TD + 1 additional competition knowledgeable person	1 judge + 1 TD + 1 additional competition knowledgeable person	1 judge + 1 TD + 1 additional ADS/USEF/FEI licensed driving official	1 judge + 1 TD + 2 additional ADS/USEF/FEI licensed driving officials, 1 official must be "R" or "S"
Cones	1 judge (cannot be event TD; can be a competition knowledgeable person)	1 judge (cannot be event TD; can be a competition knowledgeable person)	1 judge (cannot be event TD, must be ADS/USEF/FEI licensed driving official)	1 judge (cannot be event TD, must be ADS/USEF/FEI licensed driving official)
65 or more total entries in event at all divisions*				
Dressage	2 judges (can be 1 per ring)	2 judges (can be 1 per ring)	2 judges per ring	2 judges per ring, 1 must be "R" or "S"***
Marathon	1 judge + 1 TD + 1 additional licensed (ADS, USEF, FEI) official	1 judge + 1 TD + 2 additional ADS/USEF/FEI licensed driving officials	1 judge + 1 TD + 2 additional ADS/USEF/FEI licensed driving officials	1 judge + 1 TD + 2 additional officials, (judges, TDs or USEF/ FEI recognized course designer or steward), 1 official must be "R" or "S"
Cones	1 judge or TD (cannot be event TD)	1 judge or TD (cannot be event TD)	1 judge or TD (cannot be event TD)	1 judge or TD (cannot be event TD)
* Fewer than 6 entries in the highest division offered by the event allows required officials at the next lower division. For example, an event offering Training, Preliminary and Intermediate has Intermediate with 5, entries, can run the event with the officials required for the Preliminary division. ** 1 official must be "R" or "S" or have previous judging experience in the tests to be offered.				

CT (Combined Test Only Events)

NUMBER OF ENTRIES *	COMPETITION	ANY DIVISION (Training, Preliminary, Intermediate, Advanced)
Fewer than 25 total entries in all divisions at event requires 1 judge	Dressage	1 judge
	Marathon	1 judge
	Cones	1 judge (can be other competition knowledgeable person)
25-45 total entries in all divisions at event requires 1 judge and 1 TD.	Dressage	1 judge
	Marathon	1 judge and 1 TD
	Cones	1 Combined Driving Official (can be TD)
46 or more total entries in all divisions at event requires 2 judges and 1 TD.	Dressage	2 judges (can be 1 per ring for Training and Preliminary)
	Marathon	2 judges and 1 TD
	Cones	1 Combined Driving Official (can be TD)
<p>* Entries in the highest division offered by the event allows required officials at the next lower division. For example, an event offering Training, Preliminary and Intermediate has Intermediate with 5 entries, can run the event with the officials required for the Preliminary level.</p> <p>Judge must be 'R' or 'S' or have previous judging experience in the tests offered.</p>		

AT (Arena Trial)

NUMBER OF ENTRIES *	COMPETITION	ANY DIVISION (Training, Preliminary, Intermediate, Advanced)
Fewer than 25 total entries in all divisions at event requires: 1 "R" judge, or 1 judge and 1 TD, or 1 judge who also holds a TD license.	Dressage	1 judge
	Marathon	1 judge or 1 TD
	Cones	1 judge (can be event TD or other competition knowledgeable person)
25-45 total entries in all divisions at event requires 1 judge and 1 TD.	Dressage	1 judge
	Marathon	1 judge or 1 TD
	Cones	1 judge (can be event TD if not running simultaneously with dressage; or can be other competition knowledgeable person)
46 or more total entries in all divisions at event requires 2 judges and 1 TD.	Dressage	2 judges (can be 1 per ring)
	Marathon	1 judge and 1 ADS/USEF/FEI licensed driving official
	Cones	1 ADS/USEF/FEI licensed official (cannot be event TD)
<p>* Fewer than 6 entries in the highest division offered by the event allows required officials at the next lower division. For example, an event offering Training, Preliminary and Intermediate has Intermediate with 5 entries, can run the event with the officials required for the Preliminary level.</p>		

DD (Driving Derby)

NUMBER OF ENTRIES	ALL LEVELS
Fewer than 25 total entries in all divisions at event	1 CD Judge or 1 CD-TD
25 or more total entries in all divisions at event	2 CD Judges or CD-TDs

Appendix CD-I. Hybrid Division Names

NAME	DRESSAGE	CONES	MARATHON
Advanced/ Intermediate AI	FEI test	Advanced	Intermediate
Advanced/ Preliminary AP	FEI test	Advanced	Preliminary
Intermediate/ Preliminary IP	Intermediate	Intermediate	Preliminary
Preliminary/Training PT	Preliminary	Preliminary	Training
Chart of Hybrid Division Names Advanced / Intermediate Intermediate / Prelim Preliminary / Training			

Glossary of Combined Driving Terms

The following definitions are specific to Combined Driving. See [Art. GR-2](#) for additional terms.

Athlete – the driver

Class – a sub-grouping of entries in a division. Classes may be further divided by turnout. Example: Training pony single; Preliminary horse pair, etc.

Competition – a component of a Driving Event: Driven Dressage, Marathon, Cones.

Compulsory Turning Flag (CTF) – a pair of markers used to define the required track of the Marathon course. Each CTF must be numbered consecutively within the section and placed so they are clearly visible to be passed with the red marker on the right and white on the left. Numbering shall be affixed to the right hand marker using the shapes and colors defined for each division (See [Art. CD-960.5](#))

Dismounting – the deliberate departure of an Athlete or Groom from the carriage or the accidental leaving (falling off) of the carriage by the Athlete or Grooms

Driving event location – all land used for the Competitions comprising the Event, and areas for exercising, stabling and the parking of vehicles

Division – a grouping of entries based on competition criteria. Example: Training, Preliminary, Intermediate, Advanced.

Entry – a unit defined by a turnout wishing to compete at an event agreeing to abide by the rules and regulations, agreeing to required liability waivers, and to pay required fees.

Event – is the entirety of activities, classes, competitions or combinations thereof commencing and concluding as defined by the Organizer in the ADS Omnibus.

Gate – a pair of lettered or unlettered markers used in an obstacle to define the route.

Horse – a horse also shall mean pony, mule, donkey or VSE.

Junior – classified by competition age. See [Art. GR-2.7](#)

Obstacle – the area defined by the gates formerly known in slang as “Hazard”

Protective Headgear –

1. Protective headgear must be:
 - a. approved by an accredited certification organization (see #2 below).
 - b. properly fitted; and
 - c. securely fastened by a permanently affixed safety harness.

2. Protective headgear must be certified under one of the following standards: ASTM (American Society for Testing Materials), or SEI (Safety Equipment Institute, Inc.); BSI/BS EN (British Standards Institution); EN (European Union Standards; or AS/NZS (Australian/New Zealand Standards
3. Any competitor may wear approved protective headgear in any division or class without penalty from the judge.
4. The ADS makes no representation or warranty, expressed or implied, about any approved protective headgear. The ADS cautions riders and drivers that serious injury or death may result despite wearing such headgear, as all equestrian sports involve inherent risk, and no protective headgear can protect against all foreseeable injury.

Protective Vest (Back protectors) –

1. Protective vest must be:
 - a. properly fitted; and
 - b. securely fastened.
2. Any competitor may wear a protective vest in any division or class without penalty from the judge.
3. The ADS makes no representation or warranty, expressed or implied, about any protective vest. The ADS does not imply that protective vests may protect against all foreseeable injury.

Omnibus – refers to an official ADS publication providing competitor information for driving events. Also see Prize List.

Prize List – an official publication produced by the Organizing Committee of a driving event as approved by the Technical Delegate (or head judge where a Technical Delegate is not mandated for the event) meeting the requirements of [AC.5](#) as published on the ADS website.

Turnout – the assemblage including the Athlete (Driver), required groom(s), horse(s) with harness and carriage appropriate to the competition. Description includes configuration – single, pair, tandem, unicorn or four-in-hand. Examples: Horse single; Pony pair; VSE unicorn; Small pony tandem.

Index

A

Abuse	
Penalties.....	CD-10
Reporting.....	CD-10
Accuracy.....	CD-28
Advertising	
Dressage.....	CD-18
Marathon.....	CD-18
Age.....	CD-7
Athletes.....	CD-7
Grooms.....	CD-7
Horses.....	CD-9
Allocation of marks.....	CD-25
Ancillary Equipment.....	CD-17
Appeal Committee.....	CD-60
Appeals.....	CD-60
Arena Trials.....	CD-73
Athletes.....	CD-8
Attire – See Dress	
Auxiliary reins.....	CD-17

B

Bandages / Brushing Boots.....	CD-17, CD-30
Bits.....	CD-18
Blinkers.....	CD-17
Breaching.....	CD-14, CD-17, CD-30, CD-44, CD-56, CD-76
Bridge.....	CD-48
Diagram.....	CD-67

C

Canter, Dressage.....	CD-26
Cantering.....	CD-39, CD-73, CD-74, CD-79
Carriages.....	CD-14
Dressage.....	CD-15
Lamps, reflectors.....	CD-16
Marathon.....	CD-15
Tires.....	CD-16
Weights and dimensions.....	CD-14
Categories and Levels.....	CD-5
ADS divisions.....	CD-7
Chief Steward.....	CD-59
Classes.....	CD-5
Classification (Placing)	
Competitions.....	CD-5
Cones.....	CD-45
Dressage.....	CD-30
Equality of Scores.....	CD-6
Events.....	CD-6
Marathon.....	CD-43
Prize money.....	CD-7
Collection.....	CD-25, CD-26, CD-27
Combined Test.....	CD-5
Competitions.....	CD-3, CD-5
Compulsory Rests.....	CD-33
Compulsory Turning Flags.....	CD-33
Cones.....	CD-45
Bridges.....	CD-48, CD-67
Clearance.....	CD-49, CD-50
Course.....	CD-48

Judging.....	CD-53
Multiple obstacles.....	CD-46, CD-73
Obstacles	
Double Boxes.....	CD-47, CD-72
Double U.....	CD-47, CD-70
Serpentines.....	CD-47, CD-72
Wave.....	CD-47, CD-75
Zig-Zags.....	CD-47, CD-74
Penalties.....	CD-54, CD-56
Speed.....	CD-53
Specifications.....	CD-79
Timing.....	CD-51
Water.....	CD-47
Cones Competition Summary.....	CD-52
Conflict of Interest.....	CD-57, CD-59, CD-60, CD-61
Connecting straps.....	CD-16
Course Designers.....	CD-59
Course Inspection	
Cones.....	CD-52 – See also Para-Equestrian: Course inspection
Marathon.....	CD-39 – See also Para-Equestrian: Course inspection
CTF – See Compulsory Turning Flags	

D

Declaration of Starters.....	CD-22
Dislodgeable Elements.....	CD-35, CD-54, CD-85, CD-87
Dismounting.....	CD-29, CD-38, CD-39, CD-43, CD-50, CD-80
Disobedience.....	CD-28, CD-47, CD-51, CD-56, CD-88
Disqualified.....	CD-6
Doping – See Drugs and medicines	
Dress.....	CD-8
Cones.....	CD-8
Dressage.....	CD-8
Marathon.....	CD-8
Protective Headgear.....	CD-8
Protective vests.....	CD-8
Dressage	
Arena.....	CD-23, CD-69, CD-70
Carriages.....	CD-13
Conditions.....	CD-23
Dressage Tests.....	CD-23
Error of Test.....	CD-28
General Impression.....	CD-27
Judging.....	CD-24
Movements.....	CD-24
Penalties.....	CD-29
Scoring.....	CD-28
Terminology.....	CD-27
Driven Dressage – See Dressage	
Drive-off.....	CD-44, CD-47, CD-49, CD-52, CD-86
Driver with disabilities – See Para-Equestrian	
Driving Trials.....	CD-5, CD-81
Drugs and medicines.....	CD-13

E

Ear plugs.....	CD-17
Eligibility	
ADS events.....	CD-7
Age.....	CD-7
FEI.....	CD-7

Objection	CD-62
Safety equipment	CD-8
Eliminated	CD-6, CD-44
Error of course	
Cones	CD-50
Dressage	CD-28
Marathon	CD-37
Error of Test	CD-28

F

Fault Competition	CD-44, CD-52
FEI Code of Conduct	CD-4
First Horse Inspection	CD-11

G

General Impression	CD-27
Grooms	CD-14, CD-19, CD-20
ADS	CD-15
Age	CD-7
Attendance	CD-19
Cones	CD-48, CD-49, CD-50
Dress	CD-8
Participation	CD-18
Ground Jury	CD-57, CD-58
Ground Observers	CD-34, CD-41

H

Halt	CD-24
Harness	CD-15 – See Ancillary Equipment
Auxiliary reins	CD-16
Connecting straps	CD-16
Leverage Devices	CD-16
Nosebands	CD-16
Tails	CD-16
Hazards – See Marathon: Obstacles	
HC – See Hors Concours	
Height	CD-9
Hors Concours	CD-7
Horse – See Lameness	
Abuse – See Horse: Welfare	
Age	CD-9
Declaration of Starters	CD-22
Definition	CD-3
Euthanasia	CD-4
Height	CD-9
Humane Treatment	CD-4
Identification Number	CD-20
Inspections	CD-11
Leading	CD-39, CD-40, CD-43, CD-50, CD-56, CD-85
Mares	CD-4, CD-9
Names	CD-6
Number of	CD-9
Passports	CD-11
Remove from Competition	CD-9, CD-12
Safety	CD-18
Substitution	CD-22
Welfare	CD-4, CD-10
Hybrid division	CD-7, CD-23, CD-81

I

Identification Number	CD-20
Inspections	CD-11
Intermediate division	CD-7, CD-33

J

Judges – See also Ground Jury	
Dressage positions	CD-26
Marathon	CD-43
Presentation	CD-24, CD-28, CD-60

K

L

Lameness	CD-12, CD-23
Lamps	CD-15
Leader bar	CD-50
Levels	CD-3
star rating system	CD-5
Leverage Devices	CD-16
Limit Classes	CD-7

M

Marathon	
Carriages	CD-13
Compulsory rests	CD-33
Compulsory turning flags	CD-33
Course	CD-31
Dismounting	CD-38
Distance	CD-32
Inspection of the Course	CD-35
Objective	CD-34
Obstacles	CD-34
Dislodgeable elements	CD-35
Penalties	CD-35, CD-37, CD-40
Pace	CD-34, CD-41
Penalties	CD-37
Sections	CD-34
Signs	CD-33
Speed	CD-32
Start and finish	CD-37
Stopping	CD-38
Times	CD-36
Timing	CD-37, CD-40
Transfer Section	CD-34
Medication – See Drugs and medicines	

N

Names of Horses	CD-6
Nosebands	CD-16

O

Obstacle observers	CD-41
Obstacle Penalties	CD-38
Obstacles	
Classification	CD-42
Compulsory gates	CD-35
Design and Construction	CD-34
Inspection	CD-36
Judges	CD-40
Dislodgeable elements	CD-35

Number	CD-34
Officials.....	CD-41
Penalties.....	CD-38
Times.....	CD-37
Video recording	CD-40
Official Results	CD-6
Officials.....	CD-57, CD-63, CD-81, CD-94
Outside Assistance	
Definition.....	CD-22
Permitted.....	CD-22
Prohibited	CD-22

P

Para-Equestrian	
Attached to carriage.....	CD-19
Course inspection	CD-36
Reins	CD-16
Participation	CD-18
Athletes	CD-18
Grooms.....	CD-18
Passengers.....	CD-19
Passports	CD-11
Penalties.....	CD-6, CD-11, CD-18, CD-19
Cones	CD-49, CD-54
Disqualified.....	CD-6
Dressage	CD-29
Eliminated	CD-6
Marathon.....	CD-37, CD-42, CD-43
Retired	CD-6
Withdrawn.....	CD-6
Placings – See also Classification (Placing)	
Classification.....	CD-7
Pole chains or straps	CD-15, CD-28
Ponies – See Horse; See also Small Pony	
Height.....	CD-9
Preamble	CD-3
Preliminary division.....	CD-33
Presentation	CD-22, CD-28
Prize Money.....	CD-7
Protective Headgear	CD-9
Protective Vests	CD-8

Q

Qualification	
Officials.....	CD-57
Star System	CD-5
Quick Reference Guide for CDEs	CD-91

R

Reflectors	CD-15
Regularity.....	CD-27
Reinback.....	CD-26
Reins	CD-16
Auxiliary reins.....	CD-16
Resistance	CD-27, CD-51
Retired.....	CD-6

S

Safety.....	CD-18
Safety Check	CD-18, CD-33, CD-90
Salute.....	CD-19
Scoring	CD-31
Cones	CD-85
Dressage	CD-28
Obstacles	CD-43
Serpentine	
Cones	CD-47, CD-73
Dressage	CD-23
Service Animals	CD-20, CD-91
Shoes.....	CD-17
Shoulder-In	CD-26
Side checks	CD-16
Small Pony	CD-9
Groom.....	CD-15, CD-20
Spares	CD-15
Stabling.....	CD-4, CD-10
Star Rating System.....	CD-5
Start	
Cones	CD-49
Dressage	CD-23, CD-24
Marathon.....	CD-31, CD-33, CD-35, CD-37
Starting Order.....	CD-22
Stopping	
Cones	CD-51, CD-54
Marathon.....	CD-34, CD-38
Straightness.....	CD-27
Stretching the frame.....	CD-26
Substitutions.....	CD-22
Swingle trees.....	CD-15

T

Technical Delegate	CD-58
Times.....	CD-36
Tongues	CD-17
Training division.....	CD-7, CD-33, CD-35, CD-38
.....	CD-40, CD-46, CD-47, CD-52
Transitions	CD-26
Tires	CD-15

V

Veterinarian.....	CD-63
Vision.....	CD-17
VSE Reference	CD-92

W

Warning Card	CD-6
Welfare of the Horse	CD-4, CD-10, CD-16, CD-39
Whip	CD-8, CD-37
Withdrawn.....	CD-6

Z

Zig Zag	CD-47, CD-74
---------------	--------------

Rules for ADS-Licensed Officials

this page is BLANK do not print

back of tab

Excerpt of Licensed Officials (LO) regarding Competitions and Conduct

The full text of Licensed Officials can be found on the Rulebook page of the ADS website.

LO.5 Regulations Governing Judges

- LO.5.1 A judge is obligated to adjudicate each class in conformity with the rules and specifications of that class and the directives of the American Driving Society as they appear in the ADS Rulebook.
- LO.5.2 A judge is expected to be proficient and to possess a thorough knowledge of the rules of the ADS.
- LO.5.3 A judge must evaluate each entry according to the requirements of the competition with no personal bias related to the entry including the animal's size, type or way of going.
- LO.5.4 Except in the case of an emergency, Judges must not accept assignments nor perform the duties for which they are not licensed or qualified.
- LO.5.5 Judges accepting an invitation to officiate must recognize management's prerogative to designate a particular system of judging, providing the system follows the ADS philosophy, and the right to post a judge's complete order of placement for public inspection. Unless management exercises this prerogative when an invitation is issued, a judge is not required to use a particular system of judging.
- LO.5.6 It is the judge's responsibility to use all ADS official score cards or forms provided by management and to sign each card or results at the completion.
- LO.5.7 The decisions of a judge reflect solely an individual preference and in no way constitute a verdict by the ADS.
- LO.5.8 A judge must not be an exhibitor, driver, technical delegate, organizer or manager at any event held on the grounds during a competition at which that official is officiating.
- LO.5.9 A judge must not serve as President of the Jury at a Combined Driving Event, Driving Trial or Driven Dressage Competition or as principal judge at a Pleasure Driving Show more than two consecutive years. While not recommended, it is recognized that circumstances may warrant Judges serving more than two years as members of the jury. A judge may not officiate at any ADS competition in more than 3 consecutive years.
- LO.5.10 A judge must not judge an animal currently owned by or leased from the judge or an animal sold by said judge in a period of three months prior to the competition.
- LO.5.11 A judge must not judge an animal that is boarded with or currently trained by the judge.
- LO.5.12 A judge must not judge a member of his immediate family, a person living under the same roof, nor a person with whom he has a financial relationship.
- LO.5.13 The judge must not judge anyone who has been instructed by that judge within a period of 30 days prior to the competition except for a group clinic.
- LO.5.14 A judge may officiate over entries (competitors or animals) who attend group clinics at the competition if:
- a. The clinic is open to all competitors and animals entered.
 - b. The clinic is advertised and available to all possible entrants.
 - c. During the clinic the judge does not drive any animal that is entered in the competition.
- LO.5.15 Any judge who accepts a Learner official or who works with a Recorded official is required to complete the provided Evaluation Form and mail it within 30 days to the American Driving Society.
- LO.5.16 The Head Judge must review and approve the Omnibus listing prior to the Organizer submitting it to the ADS for each event or show where a Technical Delegate is not required.

LO.6 Regulations Governing Technical Delegates

LO.6.1 A Technical Delegate must not be an exhibitor, judge (except as allowed by the rules), Driver, Course Designer, Organizer or Manager on the grounds where the competition is being held.

LO.6.2 A Technical Delegate must not officiate at any competition in which a member of his immediate family, a person living under the same roof, or a person with whom he has a financial relationship. The TD must not officiate anyone who has been instructed by that TD within a period of 30 days prior to the competition, except for a group clinic.

A TD may officiate over entries (competitors or animals) who he has instructed in a group clinic if:

- a. The clinic is open to all competitors and animals entered.
- b. The clinic is advertised and available to all possible entrants.
- c. During the clinic, the TD does not drive any animal that is entered in the competition.

LO.6.3 A Technical Delegate must not serve in that capacity at the same Combined Driving Event, Driving Trial, Driven Dressage Competition or Pleasure Driving Show more than three consecutive years.

LO.6.4 A Technical Delegate has no authority in connection with the management and judging of any competition. The Technical Delegate is the representative of the ADS and must point out in a diplomatic manner any instance where the rules and directives are not enforced.

LO.6.5 A Technical Delegate must not dictate to judges or management, but must immediately report to the appropriate officials any violations of the rules which might invalidate a class or induce disciplinary action by the ADS.

LO.6.6 A Technical Delegate must keep himself available to judges, exhibitors and management at all times to clarify the application of ADS rules and investigate any situation in which the rules are not upheld.

LO.6.7 A Technical Delegate must not accept an assignment for which the Technical Delegate is not qualified under the rules.

LO.6.8 The Technical Delegate must review and approve the Omnibus listing prior its submission to ADS for each event or show. For Events not requiring a Technical Delegate, the review and approval is the responsibility of the Head Judge.

LO.6.9 Additional duties include, but are not limited to, the following:

- a. To protect the interests of the exhibitors, judges, and management.
- b. To report to the management any misrepresentation or substitution of entry.
- c. To ascertain that judges either are approved in divisions to which assigned or that the competition has a guest card for the divisions not covered prior to the beginning of the competition.
- d. To measure all animals required to be measured according to the rules.
- e. To inspect, prior to each class, each obstacle course to ensure that the specifications are followed. The technical delegate has no authority to alter a course for aesthetic reasons. Alterations are in order only if the plan violates a specific rule or is clearly undrivable or unsafe.
- f. To inspect any marathon course or permanent cross country course at a time early enough to allow any changes or alterations to conform to the rules and directives for safety and driveability, to ascertain that any "allowed times" are reasonable considering terrain and weather and to supervise the briefing of competitors by the course designer.
- g. To ensure all accommodations for exhibitors, grooms, and horses are adequate and that schooling areas are suitable.
- h. To report to the management any offense or violation of the rules and prefer charges against violators if not properly handled by management.

- i. To furnish the ADS with a written report as to the conduct of the event, including any offense or violation of the rules, within 14 days of its completion.
- j. To inspect all timing equipment ensuring that it is in good working order and adequate for specific timing duties; to ascertain that adequate provision has been made for back-up timing during each applicable event and to instruct all timers how the equipment is to be used.
- k. To complete Evaluation Forms on any Learner or Recorded Technical Delegate and mail it within 30 days to the ADS.
- l. To ascertain that scoring of all competitions is prompt and correct according to the procedures outlined in the rules including the collection of data, posting of scores and ranking of competitors.

Chapter 3 – Competition Officials Code of Ethics

Code of Ethics for Judges and Technical Delegates of the American Driving Society. For the acceptance of equestrian sports by others, its integrity is an absolute pre-condition.

The purpose of the Code of Ethics is to ensure fair, knowledgeable, and honest officiating. Failure to adhere to these standards can result in disciplinary action as stated in the Advisory Process.

- Good officiating depends upon a correct observance of the fine points and the selection of the best animals for the purpose described by conditions of the class.
- An official serves four interests: personal conscience, exhibitors, managers and spectators. That official should make clear that the best animals/drivers win. Conduct all dealings with honesty and fairness.
- It is an honor to be contracted as an official. All involved must be treated with respect. Conflicts must be avoided.
- The appearance of impropriety can be as damaging as actual impropriety. Conduct that appears to be improper is unacceptable.
- Avoid conflicts of interest both real and perceived.
- The acceptance of inappropriate hospitality or gift giving from competitors is not allowed. Inappropriate hospitality is defined as the offering or receiving of accommodations, tours, event tickets, entertainment, meals or other similar personal benefits.
- Any official who fails to report to a show or reports late without a valid reason will be subject to disciplinary action.
- Officials must be appropriately dressed in a professional manner and must not smoke or drink alcohol while officiating.
- Always show respect and interest for the competitor. Treat everyone equally.
- Even when attending an event as a competitor or spectator, officials must hold to the highest standards. Remember that you are always a licensed official and act accordingly.
- Arrogant and rude behaviors are a violation of the Code of Ethics.
- Judges and Technical Delegates must not discuss any exhibitor's faults with another competitor.
- Know the rules for the classes being judged.
- Judges must judge based on the rules or standards of the class and must not base decisions on personal likes or dislikes.

Any person who violates or condones the violation of the Code of Ethics is subject to disciplinary measures.

For more detail on Licensed Officials, see 'The Regulations of Licensed Officials' in the separate section on the website.

Non-Licensed
Competition Personnel

CP

this page is BLANK do not print

back of tab

Excerpt of Non-Licensed Competition Personnel (CP) regarding Competitions and Conduct.

The full text of Non-Licensed Competition Personnel can be found on the Rulebook page of the ADS website.

CP.1 Organizer or Manager

CP.1.1 The organizer or manager is responsible for the operation of the event. He must be available at all times to act in an executive capacity. It is the organizer or manager's duty to enforce all the rules and directives of the ADS from the time entries are admitted to the grounds until departure. He must not be an exhibitor at the event nor may he serve as a judge or technical delegate or learner official. (This does not exclude his family from participation.)

CP.2 Secretary

The manager/organizer and secretary positions may be held by the same person.

CP.3 Veterinarian

CP.3.1 General Veterinary requirements for a recognized Combined Driving Event are covered in the rules for Combined Driving Events and are governed thereby. (See Rules for Combined Driving Competitions).

CP.3.2 Regulations governing Veterinarians in other recognized events.

- a. The official Veterinarian should insure that he, or a qualified associate, is on duty or on call during the hours of the event and should be prepared to handle all duties in the arena or on the grounds.
- b. The Veterinarian assists management in all matters pertaining to the health and welfare of the animals in competition.
- c. The Judge may request an opinion from the Veterinarian as to the soundness of a horse for the purpose of awarding ribbons in a competition. A judge's decision as to the soundness of a horse is final.

CP.4 Ringmasters

CP.4.1 The ringmaster is responsible for the conduct of each class during its performance.

CP.5 Paddock Marshals and Gate Attendants

CP.5.1 The paddock marshal/gate attendant is responsible for assisting with the entrance and exit of exhibitors in their respective classes.

CP.6 Course Designer

CP.6.1 The course designer is responsible for the design and construction of obstacle, cross country, and marathon courses.

CP.7 Timekeeper

CP.7.1 The timekeeper is responsible for the taking and recording of all times necessary for the official placings in each obstacle class and/or marathon. Failure, malfunction or operational error either real or suspect for corrective action or a technical ruling.

CP.8 Scorer

The scorer at any ADS recognized event is responsible for completing the scoring for an event/show and determining the placings and/or points applicable to the organizing committee's published Omnibus listing or prize list. The scorer must not have any other duties at an event from the time an individual competition begins until the scoring for that competition is complete.

Approval of Competitions

AC

this page is BLANK do not print

back of tab

Excerpt of Approval of Competitions (AC) regarding Competitions and Conduct.

The full text of Approval of Competitions can be found on the Rulebook page of the ADS website.

AC.2 Responsibility of Management

The organizing committee must agree to the following:

AC.2.1 That the competition will be conducted in accordance with the rules, regulations and directives of the ADS and be so stated in the Prize List and catalog.

AC.2.5 That score cards and dressage tests provided by the ADS be used.

AC.2.6 Provide qualified medical personnel (as defined by state or local EMS district) either present or on call (except marathon); a means of communication for accident notification to the central command area; a means of patient retrieval (by stretcher, etc.) from inaccessible areas; and a means of transporting stretcher cases to a hospital. An accident preparedness plan should be in place to address injury of horse(s) or competitors and severe weather. Any event, trial or show that includes a marathon must provide qualified medical personnel on site from the start of the marathon until the last horse completes the course.

AC.2.7 That a veterinarian be present if a Marathon is offered and either present or on call for other events.

AC.2.9 That liability insurance coverage, either permanent or temporary, is in effect for the entire event.

AC.2.13 At combined driving events, judges may not judge more than eight hours in one day, not including a short morning and afternoon break and a minimum 45-minute break for lunch. A pleasure driving competition may not hold classes more than 16 hours out of any 24-hour period.

AC.2.14 Motorized Vehicle Notice: At any ADS-recognized event, minors who do not have a valid driver's license which allows them to operate a motorized vehicle in the jurisdiction in which they reside will not be permitted to operate a motorized vehicle of any kind (including, but not limited to: golf carts, motorcycles, scooters, or farm utility vehicles) at the event location. Minors who have a valid temporary license or learner permit may operate motorized vehicles only when accompanied by an adult with a valid driver's license. The parent(s), or legal guardian(s) of a minor operating a motorized vehicle in violation of this rule are solely responsible for any damages, claims, losses or actions resulting from that operation. Violations of this rule will be cause for penalties and/or sanctions against the parent(s), guardian(s) and/or trainer(s) who are responsible for the child committing the offense. Penalties may include exclusion of the child, parent(s), guardian(s) and/or trainer(s) from the event location for the remainder of the event. Wheelchairs and other mobility assistance devices for individuals with disabilities are exempt.

Appendix AC-A. Conflict of Interest

A judge must not adjudicate at any event in which a member of his immediate family, a person living under the same roof, a person with whom the judge has a financial relationship, clients or trainers are competing.

A Technical Delegate must not officiate at any competition in which a member of his family, a person living under the same roof, a person with whom the judge has a financial relationship, clients or trainers are competing.